

SOUTH HURON POLICE SERVICES BOARD

Remote Electronic Meeting – 4:05 pm
Tuesday, November 14, 2023

AGENDA

1. Call to Order and Welcome
2. Disclosure of Pecuniary Interest and General Nature thereof
3. Changes/Additions to the Agenda
4. Approval of the Agenda
5. Approval of Minutes of previous meeting
6. O.P.P. Report
7. Delegations
 - Stacey Jeffrey – Community Safety and Well-being Plan – Update
8. Community Safety and Well-being Plan
 - Update
9. Correspondence
 - No correspondence
10. New Business
 - Santa Claus Parade
 - OAPSB Zone 5 Meeting – December 12, 2023 – Virtual
 - Meeting Space
 - OAPSB OPP Detachment Board Training sessions – Nov 1, 2, 15, 16
11. Unfinished Business
 - No unfinished business
12. Date of Next Meeting – Tuesday, December 12, 2023
13. Adjournment



SOUTH HURON POLICE SERVICES BOARD

Remote Electronic Meeting
Tuesday, October 10, 2023 – 4:05 pm

Members Present

Chair	Jim Dietrich
Member	Dave Frayne, Vice Chair
Member	Laura Goulding
OPP	Inspector Jason Younan
Recording Secretary	Jo-Anne Fields
Delegation	Stacey Jeffrey, Municipality of South Huron

1. Call to Order & Welcome

Chair Jim Dietrich called the meeting to order at 4:05 pm and welcomed everyone to the meeting. He expressed his thanks to members for their commitment to policing in the community. Special thanks to Stacey Jeffrey for joining us today.

2. Disclosure of Pecuniary Interest and General Nature Thereof

- None declared

3. Changes/Additions to the Agenda

- None

4. Approval of the Agenda

Motion – 35/10/23

Moved by: Laura Goulding
Seconded by: Dave Frayne

“That the Agenda be approved as circulated.”

Disposition: Carried

5. Approval of the Minutes

Motion – 36/10/23

Moved by: Laura Goulding
Seconded by: Dave Frayne

“That the minutes of September 12, 2023 meeting be approved as circulated.”

Disposition: Carried

6. O.P.P. Report

- Detailed report for the month of September was distributed prior to the meeting for review and to allow for effective discussion at the Board meeting
- Inspector Jason Younan presented the report and provided a comprehensive overview for the month
- Increased police presence throughout the County
- E-Tickets issued – 89
- E-Warn – 49
- Comparison to 2022 – 56 E-Tickets and 30 E-Warnings
- Increased R.I.D.E. programs
- Impaired driving has increased overall, however no occurrences for South Huron for the month of September
- Community Service Incidents in South Huron during the month of September 2023, included 38 separate incidents – proactive policing
- Occurrences in South Huron included officer visits to the High School, Recreation Centre, Terry Fox Run attendance and Cross Guard support
- School Boards continue to embrace presence in local schools
- Focused Patrols – An on-going traffic related Focused Patrol is underway at the intersection of Thames Road at Main Street North for Distracted Driving Offences
- Community Mobilization Activities Hours – 21.25 hours – includes school patrols
- Foot Patrol – 12.5
- Cruiser Patrol – 319.50
- Bicycle Patrol – 6.25
- Presentations throughout the County pertaining to scams and frauds
- Calls for Service for the month of September – 139 compared to 151 in 2022
- Calls for Service year to date – 1,302 compared to 1,260 in 2022
- Calls for Service year to date weighted hours – 6,564.7 compared to 6,157.1 in 2022
- 5-year Trend Analysis Report was provided – self explanatory
- Chair Dietrich thanked Inspector Jason Younan for preparing and presenting the OPP Report

Motion – 37/10/23

Moved by: Laura Goulding
Seconded by: Dave Frayne

“That the O.P.P. Report be received as presented.”

Disposition: Carried

7. Delegations

- Stacey Jeffrey attended the October meeting to provide an update on the CSWB Plan
- Stacey provided an introduction and indicated the connection and cross over in relation to her position with the Municipality of South Huron and the Community Safety and Well-being Plan – great fit
- Proud to be the support staff for the Plan and working with the Oversight Committee
- Oversight Committee conducted a mapping exercise to identify priority areas
- Suggested that this same exercise could identify gaps in South Huron
- Community Safety and Well-being is a line item in the PSB Administration Budget – please pass on any ideas or projects for consideration for implementation
- Homelessness – increased messaging throughout the Community – information sharing to direct individual to the correct resources
- Stacey noted that she will provide a formal update after the next Working Group meeting
- Updated information will be provided on the website in the near future
- Brief explanation provided surrounding the Working Group and the Oversight Committee
- Chair Dietrich thanked Stacey for attending the meeting and noted that the Board looks forward to working together for the betterment of the Community

8. Community Safety and Well-Being Plan

- The Community Safety and Well-Being Plan
- Stacey Jeffrey attended the meeting as a delegation to provide an update to the Board members

9. Correspondence

- Speed Spy Report – For information

10. New Business

- Proposed South Huron Police Services Board Administration 2024 Draft Budget – Draft budget was prepared for submission to South Huron Council for budget consideration

Motion – 38/10/23

Moved by: Dave Frayne
Seconded by: Laura Goulding

“THAT the 2024 proposed South Huron Police Services Board Administration budget in the amount of \$22,800.00 be forwarded to Council for consideration and approval during budget discussions.”

Disposition: Carried

11. Unfinished Business

- No Unfinished Business

12. Date of Next Meeting

Next meeting of the Police Service Board will be held virtually on Tuesday, November 14, 2023 at 4:05 pm or at the call of the Chair.

13. Adjournment

Motion – 39/10/23

Moved by: Laura Goulding
Seconded by: Dave Frayne

“That the meeting be adjourned at 4:35 pm.”

Disposition: Carried

Chair – J. Dietrich

Recording Secretary – J. Fields

Date



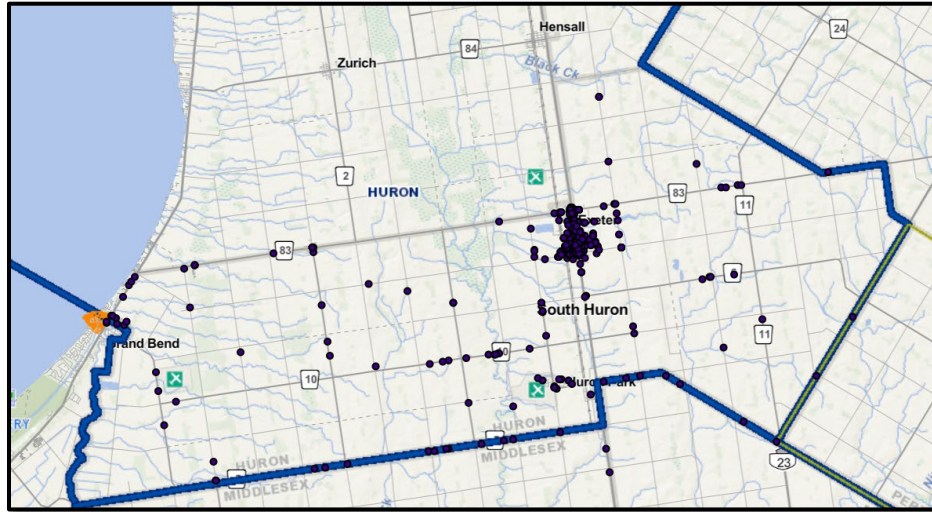
South Huron Police Services Board Report

(Oct 2023)

November 14th, 2023

Inspector J. Younan – Detachment Commander

SOUTH HURON INCIDENTS – GEOGRAPHICALLY (357)



TRAFFIC STATISTICS

Offence	Oct 2022	Oct 23	% Change
Traffic Hazard	7	10	42.86
Traffic Enforcement	5	7	40
Traffic Complaint	56	87	55.36
RIDE	11	11	0
Other CC Drive	0	0	0
MVC Reportable	12	7	-41.67
MVC Non-Report.	3	2	-33.33
Impaired/Over 80	1	0	-100
Fail To Remain	0	0	0
Dangerous Operation	0	2	200
Total UCR Violations	80	110	37.5

	E-Ticket	E-Warn	2022
OCT 2023	117	44	67/23

FOCUSED PATROLS

Focused Patrol Thames Road at Main Street North – Distracted Driving (25 Sep – 09 Oct). After two weeks, 4.5 hours of patrol was conducted at the intersection. No offences or incidents identified.

Hours	Community Mobilization Activities	Community Service Incidents	Foot Patrol	Cruiser Patrol
OCT 2023	7.25	25	15.50	447.75

MEDIA RELEASE

October 31, 2023

COMMUNITY ENGAGEMENT IN CENTRAL HURON Pumpkin Carving with Clinton Public School Youth

(CENTRAL HURON, ON) – Huron County Ontario Provincial Police (OPP) officers had some pumpkin carving fun with some local youth on October 30th at the Clinton Public School.

The Huron OPP detachment partnered with staff at the Clinton Public School to organize a fun morning with approximately 50 kids from grades four, five and six. Pumpkins, carving kits, and prizes were purchased locally and provided by the OPP. Several officers stopped by the school and partnered with the kids to create some fantastic pumpkin creations.

Prizes were handed out for the top three pumpkins, judged by school principal Mr. McCutcheon, and vice principal Mr. Allen. Kids had the option of taking the pumpkins home or decorating the front of their school. Two of the winning pumpkins were given back to the OPP for their office décor.

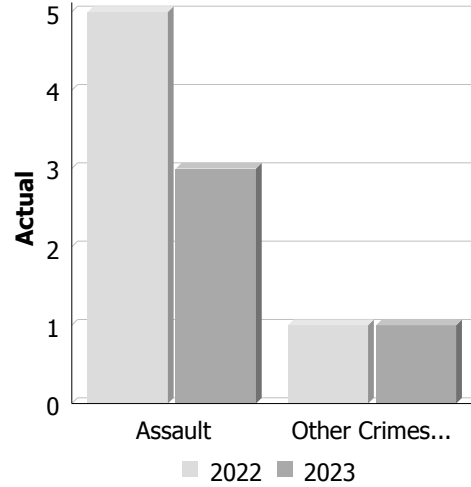
" This was a unique and fun way to get to know our local youth a little bit better. Pumpkin carving is always a great activity, and everybody had lots of laughs", stated Huron OPP Community Safety and Media Relations Officer Constable Craig Soldan.



**Police Services Board Report for South Huron
Records Management System
October - 2023**

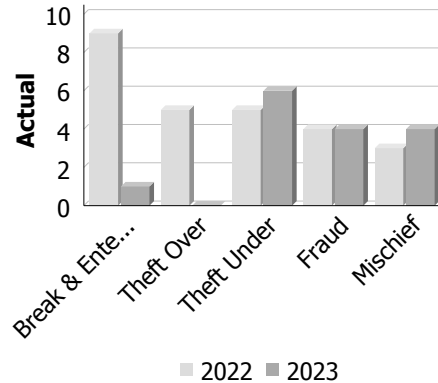
Violent Crime

Actual	October			Year to Date - October		
	2022	2023	% Change	2022	2023	% Change
Murder	0	0	--	0	0	--
Other Offences Causing Death	0	0	--	0	0	--
Attempted Murder	0	0	--	0	0	--
Sexual Assault	0	0	--	10	19	90.0%
Assault	5	3	-40.0%	37	48	29.7%
Abduction	0	0	--	0	2	--
Robbery	0	0	--	1	2	100.0%
Other Crimes Against a Person	1	1	0.0%	27	37	37.0%
Total	6	4	-33.3%	75	108	44.0%



Property Crime

Actual	October			Year to Date - October		
	2022	2023	% Change	2022	2023	% Change
Arson	0	0	--	0	0	--
Break & Enter	9	1	-88.9%	33	26	-21.2%
Theft Over	5	0	-100.0%	24	18	-25.0%
Theft Under	5	6	20.0%	62	75	21.0%
Have Stolen Goods	0	0	--	4	4	0.0%
Fraud	4	4	0.0%	37	34	-8.1%
Mischief	3	4	33.3%	39	27	-30.8%
Total	26	15	-42.3%	199	184	-7.5%



Drug Crime

Actual	October			Year to Date - October		
	2022	2023	% Change	2022	2023	% Change
Possession	0	0	--	2	5	150.0%
Trafficking	0	0	--	2	1	-50.0%
Importation and Production	0	0	--	0	0	--
Total	0	0	--	4	6	50.0%



Detachment: 6G - HURON

Location code(s): 6G00 - HURON

Area code(s): 6119 - Municipality of South Huron

Data source date: 2023/11/04

Report Generated by: Younan, Jason

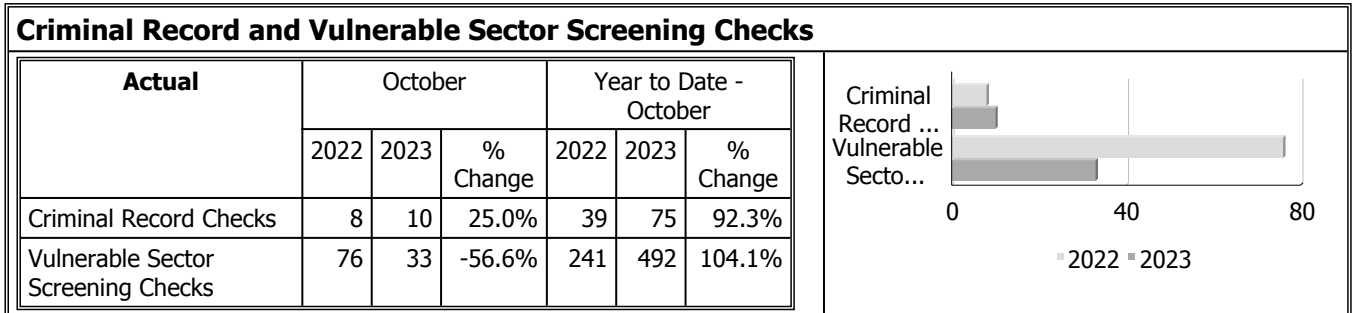
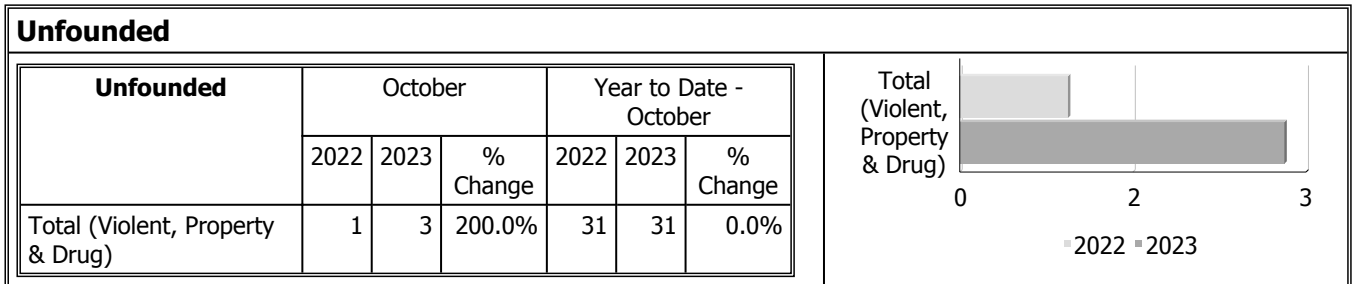
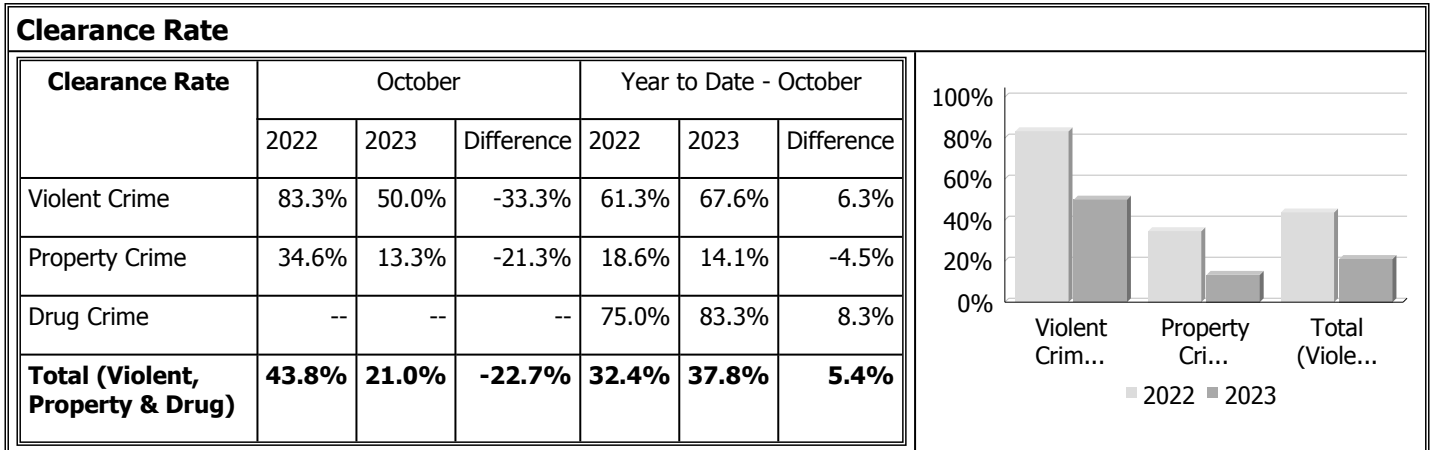
Younan, Jason

Report Generated on: Nov 8, 2023 4:31:10 PM

Nov 8, 2023 4:31:10 PM

PP-CSC-Operational Planning-4300

**Police Services Board Report for South Huron
Records Management System
October - 2023**



Data contained within this report is dynamic in nature and numbers will change over time as the Ontario Provincial Police continue to investigate and solve crime.

Data Utilized

- Major Crimes
- Niche RMS All Offence Level Business Intelligence Cube

Detachment: 6G - HURON

Location code(s): 6G00 - HURON

Area code(s): 6119 - Municipality of South Huron

Data source date:

2023/11/04

Report Generated by:

Younan, Jason

Report Generated on:

Nov 8, 2023 4:31:10 PM

PP-CSC-Operational Planning-4300



Calls For Service (CFS) Billing Summary Report

Municipality of South Huron October - 2023

Billing Categories <i>(Billing categories below do not match traditional crime groupings)</i>	2023				2022			
	October	Year to Date	Time Standard	Year To Date Weighted Hours	October	Year to Date	Time Standard	Year To Date Weighted Hours
Violent Criminal Code	4	112	15.8	1,769.6	6	82	15.8	1,295.6
Property Crime Violations	15	188	6.4	1,203.2	28	216	6.4	1,382.4
Other Criminal Code Violations (Excluding traffic)	3	63	7.5	472.5	5	51	7.5	382.5
Drug Possession	1	19	7.1	134.9	1	11	7.1	78.1
Drugs	0	1	68.0	68.0	0	2	68.0	136.0
Statutes & Acts	10	128	3.4	435.2	9	127	3.4	431.8
Operational	71	712	3.8	2,705.6	66	660	3.8	2,508.0
Operational2	15	179	1.4	250.6	14	139	1.4	194.6
Traffic	6	82	3.7	303.4	13	128	3.7	473.6
Total	125	1,484		7,343.0	142	1,416		6,882.6

Note to Detachment Commanders:

- **The content of each report is to be shared by the Detachment Commander only with the municipality for which it was generated. The municipality may treat this as a public document and distribute it as they wish.**
- All data is sourced from the Niche RMS application. Included are 'reported' occurrences (actuals and unfounded occurrences) for 'billable' occurrences ONLY. Data is refreshed on a weekly basis.
- The Traffic category includes motor vehicle collision (MVC) occurrences entered into Niche (UCR code 8521). MVCs are NOT sourced from the eCRS application for this report.
- Only the primary violation is counted within an occurrence.
- Time standards displayed are for the 2023 billing period.

Note to Municipalities:

- Data contained within this report is dynamic in nature and numbers will change over time as the Ontario Provincial Police continues to investigate and solve crime.
- This report is NOT to be used for crime trend analysis as not all occurrences are included.
- Data groupings within this report do not match traditional crime groupings seen in other public reports such as the OPP Police Services Board reports or Statistics Canada reporting.

For Project: Morrison Line
 Project Notes: Morrison Line b/w Hwy 83 and MacDonald
 Location/Name: Merged
 Report Generated: 10/18/2023 13:25
 Speed Intervals: 1 km/h
 Time Intervals: Instant
 Traffic Report From: 10/11/2023 13:00:00 through 10/18/2023 09:59:59
 85th Percentile Speed: 103 km/h
 85th Percentile Vehicles: 5357
 Max Speed: 145 km/h on 10/13/2023 18:50:16
 Total Vehicles: 6302
 AADT: 916

Volumes - weekly counts

Time	5 Day	7 Day
Average Daily	898	844
AM Peak	81	67
PM Peak	109	95

Speed

Speed Limit: 80
 85th Percentile Speed: 103
 50th Percentile Speed: 93
 10 km/h Pace Interval: 89.0 km/h to 99.0 km/h
 Average Speed: 92.74

	Monday	Tuesday	Wednesday	Thursday	Friday	Saturday	Sunday
Count over limit	843	916	718	950	889	662	592
% over limit	89.3	89.5	91.3	87.5	85.0	89.9	87.1
Avg Speeder	95.3	95.1	96.2	95.2	94.7	95.7	95.6

Class Counts

	Number	%
VEH_SM	11	0.2
VEH_MED	5823	92.4
VEH_LG	468	7.4
[VEH_SM=motorcycle, VEH_MED=sedan, VEH_LG=truck]		