

SOUTH HURON POLICE SERVICES BOARD

Remote Electronic Meeting – 4:05 pm
Tuesday, January 09, 2024

AGENDA

1. Call to Order and Welcome
2. Disclosure of Pecuniary Interest and General Nature thereof
3. Changes/Additions to the Agenda
4. Approval of the Agenda
5. Approval of Minutes of previous meeting
6. O.P.P. Report
7. Delegations
 - Stacey Jeffery – Community Safety and Well-Being Plan
8. Community Safety and Well-being Plan
 - Update
9. Correspondence
 - Ontario Association of Police Services Boards – In force date of the Community Safety and Policing Act, 2019 – April 1, 2024
10. New Business
 - No New Business
11. Unfinished Business
 - No Unfinished Business
12. Date of Next Meeting – Tuesday, February 13, 2024
13. Adjournment



SOUTH HURON POLICE SERVICES BOARD

South Huron Municipal Office
Verity Room
Tuesday, December 12, 2023 – 4:05 pm

Members Present

Chair	Jim Dietrich
Member	Dave Frayne, Vice Chair
Member	Laura Goulding
OPP	Inspector Jason Younan
Recording Secretary	Jo-Anne Fields
Delegation	Stacey Jeffery, Municipality of South Huron

1. Call to Order & Welcome

Chair Jim Dietrich called the meeting to order at 4:05 pm and welcomed everyone to the meeting. He expressed his thanks to members for their commitment to policing in the community. Special thanks to Stacey Jeffery for joining us today.

2. Disclosure of Pecuniary Interest and General Nature Thereof

- None declared

3. Changes/Additions to the Agenda

- None

4. Approval of the Agenda

Motion – 44/12/23

Moved by: Dave Frayne
Seconded by: Laura Goulding

“That the Agenda be approved as circulated.”

Disposition: Carried

5. Approval of the Minutes

Motion – 45/12/23

Moved by: Laura Goulding
Seconded by: Dave Frayne

“That the minutes of November 14, 2023 meeting be approved as circulated.”

Disposition: Carried

6. O.P.P. Report

- Detailed report for the month of November was distributed prior to the meeting for review and to allow for effective discussion at the Board meeting
- Inspector Jason Younan presented the report and provided a comprehensive overview for the month
- Graphics presented for visual recognition – this report has been well received by the Board
- R.I.D.E. Programs – well over 1,000.00 R.I.D.E. programs have been operated throughout the County for the year
- Festive R.I.D.E. programs continue in South Huron – 22 held in November 2023 compared to 15 in November 2022
- E-Tickets – 78 issued
- E-Warn – 54 issued
- Comparison to 2022 – 70 E-Tickets and 21 E-Warnings
- Focus patrols – No specific focus patrols held in November
- Community mobilization activities – 7.5 hours
- Community services incidents – 28 hours
- Foot patrol hours – 21 hours
- Cruiser patrols – 490.75 hours
- No specific media releases for the month of November
- Crime severity index shows an increase of violent crimes in Huron County
- Partner with Victim Services and the Women’s Shelter
- New initiative with Victim Services
- Engagement with schools continue – very valuable resource
- Frauds/scams – continue
- Criminal record checks are collected and funds filter back to the Municipality
- Chair Dietrich thanked Inspector Jason Younan for preparing and presenting the OPP Report

Motion – 46/12/23

Moved by: Laura Goulding
Seconded by: Dave Frayne

“That the O.P.P. Report be received as presented.”

Disposition: Carried

7. Delegations

- Stacey Jeffery attended the December meeting to provide an update on the CSWB Plan
- Provided an overview of the documents that were prepared and shared with Board members prior to the meeting
- Stacey updated the members on the 2023 activities and outlined activities and proposed 2024 allocation
- Working Group proposed budget was discussed
- Note that all nine tear Municipalities are working together on joint items
- Discussed South Huron specific initiatives/ideas
- Community walk was discussed to create additional exposure and awareness
- Chair Dietrich thanked Stacey for attending the meeting and noted that the Board looks forward to working together for the betterment of the Community

8. Community Safety and Well-Being Plan

- The Community Safety and Well-Being Plan
- Stacey Jeffery attended the meeting as a delegation to provide an update to the Board members
- Presentation was shared with members prior to the meeting for review
- Please refer to Delegation notes

Motion – 47/12/23

Moved by: Dave Frayne
Seconded by: Laura Goulding

“That the Community Safety and Well-Being Budget as presented by Stacey Jeffery be approved as prepared.”

Disposition: Carried

9. Correspondence

- Correspondence is circulated as received
- No further correspondence to share

10. New Business

- OAPSB Zone 5 Meeting – Tuesday, December 12, 2023 – Virtual
- Great meeting and resource sharing
- Detachment Board Training – January 2024 roll out
- OAPSB Membership Fee for Detachment Boards will remain status quo for 2024 – future fee will be based on per household

11. Unfinished Business

- No Unfinished Business

12. Date of Next Meeting

Next meeting of the Police Service Board will be held virtually on Tuesday, January 09, 2024 at 4:05 pm or at the call of the Chair.

13. Adjournment

Motion – 48/12/23

Moved by: Laura Goulding
Seconded by: Dave Frayne

“That the meeting be adjourned at 4:50 pm.”

Disposition: Carried

Chair – J. Dietrich

Recording Secretary – J. Fields

Date

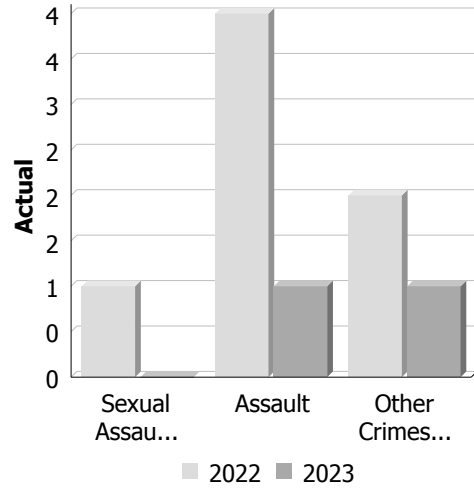
Ontario Provincial Police Huron Detachment



**Police Services Board Report for South Huron
Records Management System
December - 2023**

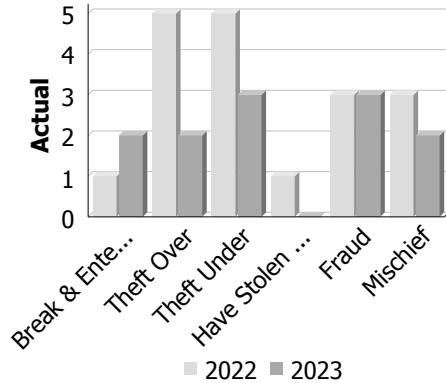
Violent Crime

Actual	December			Year to Date - December		
	2022	2023	% Change	2022	2023	% Change
Murder	0	0	--	0	0	--
Other Offences Causing Death	0	0	--	0	0	--
Attempted Murder	0	0	--	0	0	--
Sexual Assault	1	0	-100.0%	11	23	109.1%
Assault	4	1	-75.0%	41	56	36.6%
Abduction	0	0	--	0	2	--
Robbery	0	0	--	1	2	100.0%
Other Crimes Against a Person	2	1	-50.0%	30	46	53.3%
Total	7	2	-71.4%	83	129	55.4%



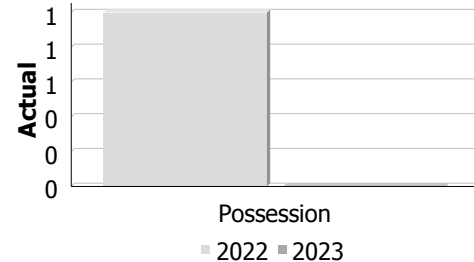
Property Crime

Actual	December			Year to Date - December		
	2022	2023	% Change	2022	2023	% Change
Arson	0	0	--	0	0	--
Break & Enter	1	2	100.0%	40	28	-30.0%
Theft Over	5	2	-60.0%	31	22	-29.0%
Theft Under	5	3	-40.0%	69	87	26.1%
Have Stolen Goods	1	0	-100.0%	6	4	-33.3%
Fraud	3	3	0.0%	42	43	2.4%
Mischief	3	2	-33.3%	45	30	-33.3%
Total	18	12	-33.3%	233	214	-8.2%



Drug Crime

Actual	December			Year to Date - December		
	2022	2023	% Change	2022	2023	% Change
Possession	1	0	-100.0%	3	6	100.0%
Trafficking	0	0	--	2	1	-50.0%
Importation and Production	0	0	--	0	0	--
Total	1	0	-100.0%	5	7	40.0%



Detachment: 6G - HURON

Location code(s): 6G00 - HURON

Area code(s): 6119 - Municipality of South Huron

Data source date: 2023/12/30

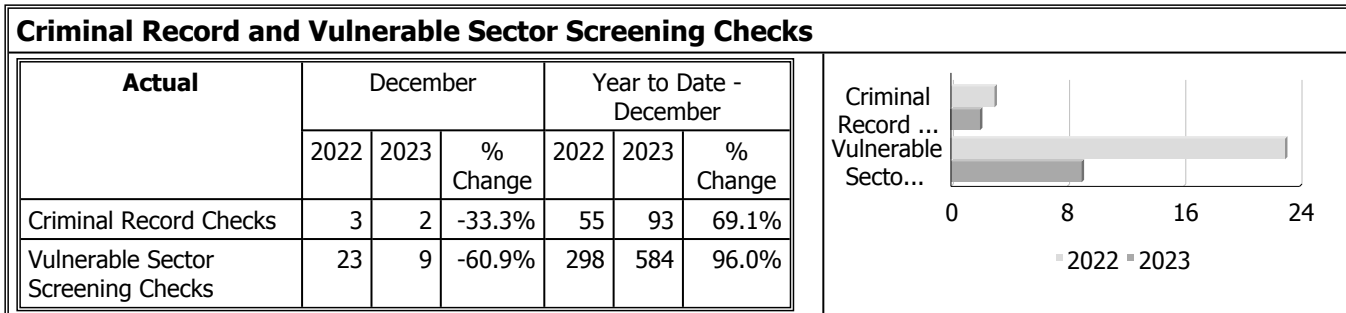
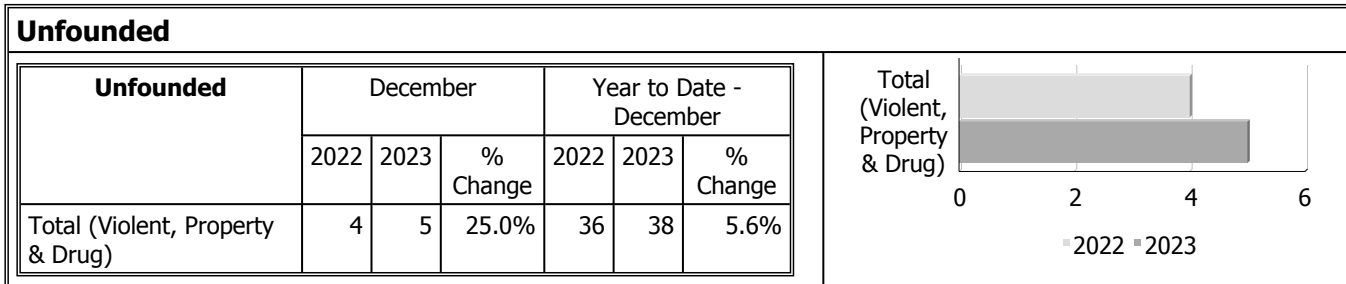
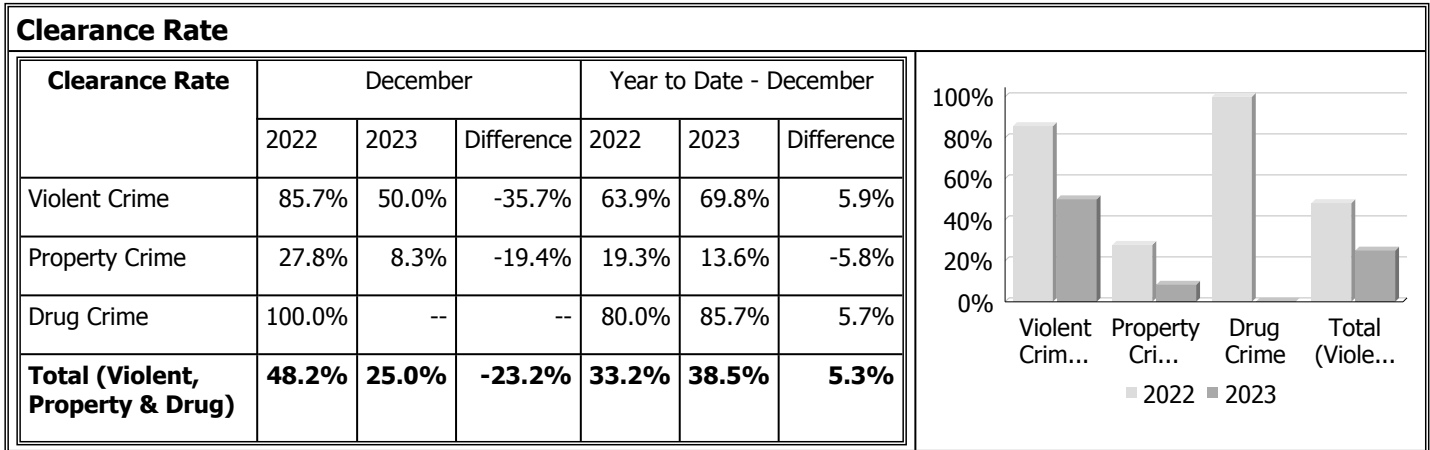
Report Generated by: Younan, Jason

Report Generated on:

Jan 4, 2024 12:13:17 PM

PP-CSC-Operational Planning-4300

**Police Services Board Report for South Huron
Records Management System
December - 2023**



Data contained within this report is dynamic in nature and numbers will change over time as the Ontario Provincial Police continue to investigate and solve crime.

Data Utilized

- Major Crimes
- Niche RMS All Offence Level Business Intelligence Cube

Detachment: 6G - HURON

Location code(s): 6G00 - HURON

Area code(s): 6119 - Municipality of South Huron

Data source date:

2023/12/30

Report Generated by:

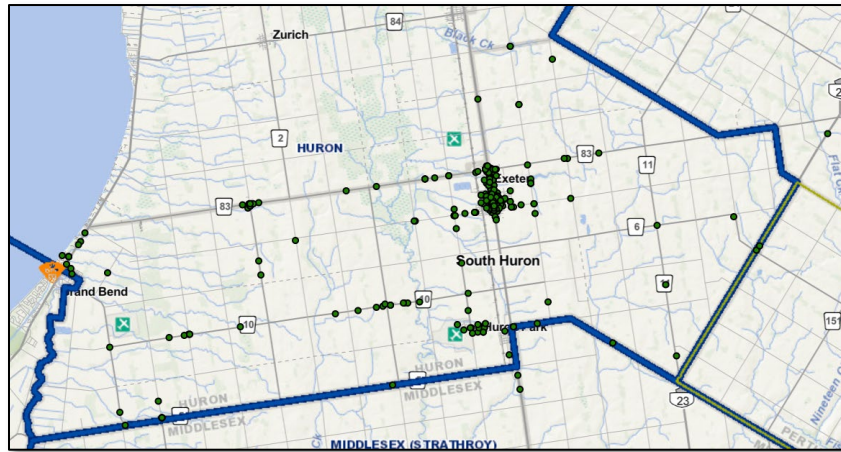
Younan, Jason

Report Generated on:

Jan 4, 2024 12:13:17 PM

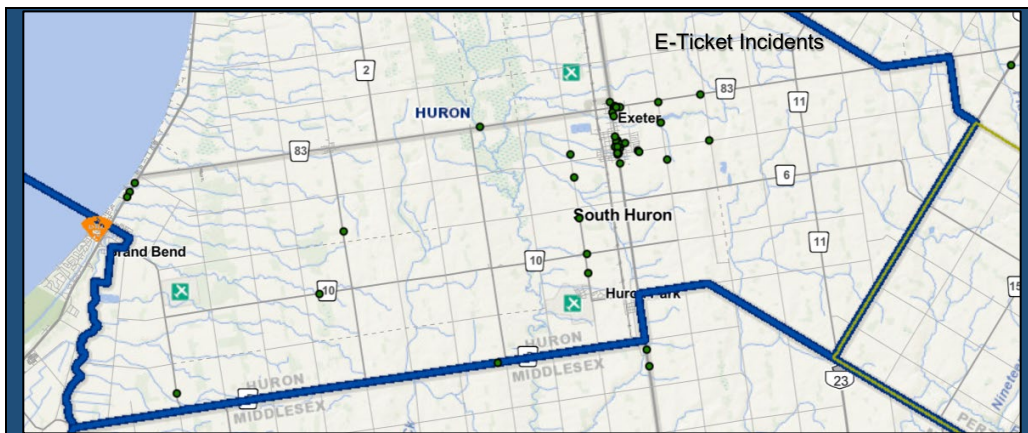
PP-CSC-Operational Planning-4300

SOUTH HURON INCIDENTS – GEOGRAPHICALLY (311)



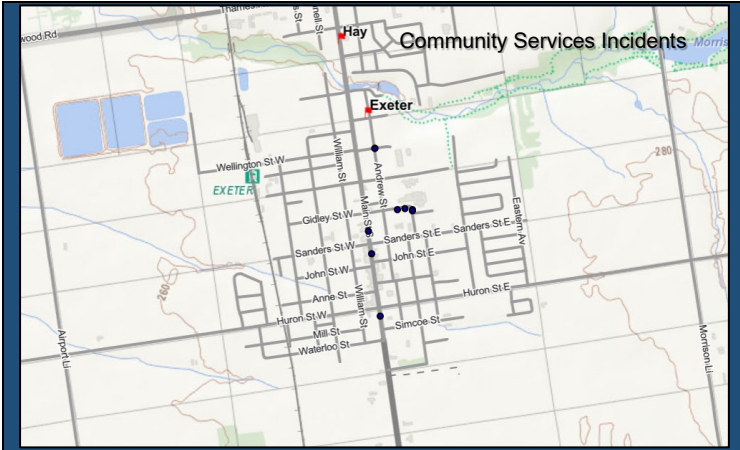
TRAFFIC STATISTICS

Offence	Dec 2022	Dec 2023	% Change
Traffic Complaint	64	64	0
RIDE	21	42	100
Traffic Hazard	39	16	-58.97
MVC Reportable	18	7	-61.11
Traffic Enforcement	9	8	-11.11
Impaired/Over 80	1	2	100
Dangerous Operation	2	0	-100
MVC Non-Report.	0	2	200
Fail To Remain	0	0	0
Other CC Drive	0	0	0
Total UCR Violations	133	119	-10.53



DEC	E-Ticket	E-Warn
2023	61	37
2022	83	38

FOCUSED PATROLS



2023	Community Mobilization Activities	Community Service Incidents	Foot Patrol	Cruiser Patrol
DEC	5.5	10	2.75	393.5

MEDIA RELEASE

DATE: December 20, 2023

INDECENT ACT IN SOUTH HURON UNDER INVESTIGATION

Suspect To Identify

(SOUTH HURON, ON) – Huron County Ontario Provincial Police (OPP) is investigating an indecent act that took place in South Huron during the early evening of Thursday July 27th.

On Thursday July 27th, 2023, at 7:15 p.m. an adult female was walking a dog on South Road in the Municipality of South Huron when a light-coloured sedan or sport utility vehicle (SUV) drove up to and stopped near the female. The male suspect was alone in their vehicle and honked the horn to get the female's attention. The suspect made inappropriate requests to the female while exposing himself, committing an indecent act. The victim was not injured during the interaction. The suspect then drove away and was last seen travelling southbound on Goshen Line, toward North Middlesex County. A composite sketch was later completed, and the Huron OPP is requesting assistance from the public to identify this individual.

Anyone with information regarding this incident are encouraged to contact Huron OPP at 1-888-310-1122 or (519) 482-1677.

Should you wish to remain anonymous, you may call Crime Stoppers at 1-800-222-TIPS (8477) or submit a web tip at P3tips where you may be eligible to receive a cash reward of up to \$2,000.





Calls For Service (CFS) Billing Summary Report

Municipality of South Huron December - 2023

Billing Categories <i>(Billing categories below do not match traditional crime groupings)</i>		2023				2022			
		December	Year to Date	Time Standard	Year To Date Weighted Hours	December	Year to Date	Time Standard	Year To Date Weighted Hours
Violent Criminal Code	Sexual Assault	1	16	15.8	252.8	1	9	15.8	142.2
	Sexual Interference	0	3	15.8	47.4	0	0		0.0
	Invitation to Sexual Touching	0	2	15.8	31.6	0	1	15.8	15.8
	Voyeurism	0	0		0.0	0	1	15.8	15.8
	Non-Consensual Distribution of Intimate Images	0	3	15.8	47.4	0	1	15.8	15.8
	Aggravated Assault-Level 3	0	1	15.8	15.8	0	1	15.8	15.8
	Assault With Weapon or Causing Bodily Harm-Level 2	1	14	15.8	221.2	1	15	15.8	237.0
	Assault-Level 1	0	40	15.8	632.0	3	27	15.8	426.6
	Assault Peace Officer	0	0		0.0	0	1	15.8	15.8
	Assault Peace Officer w/weapon Bodily Harm	0	1	15.8	15.8	0	0		0.0
	Forcible confinement	0	2	15.8	31.6	0	0		0.0
	Robbery -Master code	0	2	15.8	31.6	0	0		0.0
	Robbery, With Threat of Violence	0	0		0.0	0	1	15.8	15.8
	Extortion	0	5	15.8	79.0	0	0		0.0
	Criminal Harassment	2	21	15.8	331.8	0	8	15.8	126.4
	Criminal Harassment - Offender Unknown	0	0		0.0	0	2	15.8	31.6
	Indecent/Harassing Communications	0	2	15.8	31.6	1	5	15.8	79.0
	Utter Threats -Master code	0	3	15.8	47.4	0	4	15.8	63.2
	Utter Threats to Person	2	20	15.8	316.0	2	15	15.8	237.0
	Utter Threats to Person -Police Officer	0	1	15.8	15.8	0	0		0.0
Failure to Provide Necessaries	0	1	15.8	15.8	0	0		0.0	
Total	6	137	15.8	2,164.6	8	91	15.8	1,437.8	
Property Crime Violations	Break & Enter	2	28	6.4	179.2	1	40	6.4	256.0
	Unlawful in a dwelling house	0	0		0.0	0	2	6.4	12.8
	Theft Over -master code	0	1	6.4	6.4	0	2	6.4	12.8
	Theft Over - Farm Equipment	0	1	6.4	6.4	0	0		0.0



Calls For Service (CFS) Billing Summary Report

Municipality of South Huron December - 2023

Billing Categories <i>(Billing categories below do not match traditional crime groupings)</i>		2023				2022			
		December	Year to Date	Time Standard	Year To Date Weighted Hours	December	Year to Date	Time Standard	Year To Date Weighted Hours
Property Crime Violations	Theft Over - Farm Agricultural Livestock	0	1	6.4	6.4	0	0		0.0
	Theft Over - Construction Site	0	0		0.0	1	3	6.4	19.2
	Theft Over - Trailers	0	1	6.4	6.4	0	4	6.4	25.6
	Theft Over - Other Theft	0	6	6.4	38.4	1	4	6.4	25.6
	Theft Over - Boat Motor	0	0		0.0	0	1	6.4	6.4
	Theft FROM Motor Vehicle Over \$5,000	0	0		0.0	1	1	6.4	6.4
	Theft of Motor Vehicle	1	10	6.4	64.0	1	9	6.4	57.6
	Theft of - Automobile	0	0		0.0	0	2	6.4	12.8
	Theft of - Trucks	0	1	6.4	6.4	0	1	6.4	6.4
	Theft of - Motorcycles	0	0		0.0	1	2	6.4	12.8
	Theft of - Snow Vehicles	0	0		0.0	0	1	6.4	6.4
	Theft of - Other Motor Vehicles	0	0		0.0	0	3	6.4	19.2
	Theft Under -master code	1	15	6.4	96.0	1	6	6.4	38.4
	Theft Under - Construction Site	0	2	6.4	12.8	0	1	6.4	6.4
	Theft under - Bicycles	0	6	6.4	38.4	0	4	6.4	25.6
	Theft under - Persons	0	1	6.4	6.4	0	0		0.0
	Theft under - Trailers	0	0		0.0	0	1	6.4	6.4
	Theft under - Other Theft	1	21	6.4	134.4	3	22	6.4	140.8
	Theft under - Boat (Vessel)	0	1	6.4	6.4	0	0		0.0
	Theft Under - Gasoline Drive-off	0	12	6.4	76.8	1	13	6.4	83.2
	Theft FROM Motor Vehicle Under \$5,000	0	7	6.4	44.8	0	8	6.4	51.2
	Theft Under \$5,000 [SHOPLIFTING]	1	18	6.4	115.2	0	19	6.4	121.6
	Possession of Stolen Goods over \$5,000	0	4	6.4	25.6	1	3	6.4	19.2
	Possession of Stolen Goods under \$5,000	0	0		0.0	0	3	6.4	19.2
	Fraud -Master code	0	9	6.4	57.6	1	6	6.4	38.4
	Fraud - Steal/Forge/Poss./ Use Credit Card	0	4	6.4	25.6	0	2	6.4	12.8
Fraud - False Pretence <= \$5,000	1	2	6.4	12.8	1	4	6.4	25.6	



Calls For Service (CFS) Billing Summary Report

Municipality of South Huron December - 2023

Billing Categories <i>(Billing categories below do not match traditional crime groupings)</i>		2023				2022			
		December	Year to Date	Time Standard	Year To Date Weighted Hours	December	Year to Date	Time Standard	Year To Date Weighted Hours
Property Crime Violations	Fraud - Forgery & Uttering	0	1	6.4	6.4	0	0		0.0
	Fraud -Money/property/security > \$5,000	1	10	6.4	64.0	0	6	6.4	38.4
	Fraud -Money/property/security <= \$5,000	0	7	6.4	44.8	2	10	6.4	64.0
	Fraud - Transportation	0	0		0.0	0	1	6.4	6.4
	Fraud - Other	1	10	6.4	64.0	0	13	6.4	83.2
	Personation with Intent (fraud)	0	0		0.0	0	1	6.4	6.4
	Fraud - False Pretence > \$5,000	0	2	6.4	12.8	0	0		0.0
	Identity Theft	0	1	6.4	6.4	0	0		0.0
	Identity Fraud	0	1	6.4	6.4	0	0		0.0
	Mischief - master code	2	31	6.4	198.4	2	43	6.4	275.2
	Mischief [Graffiti - Non Gang Related]	0	0		0.0	0	1	6.4	6.4
	Interfere with lawful use, enjoyment of property	0	0		0.0	0	3	6.4	19.2
	Property Damage	0	6	6.4	38.4	0	5	6.4	32.0
	Total	11	220	6.4	1,408.0	18	250	6.4	1,600.0
Other Criminal Code Violations (Excluding traffic)	Offensive Weapons-Possession of Weapons	0	3	7.5	22.5	0	0		0.0
	Offensive Weapons-Other Weapons Offences	0	0		0.0	0	1	7.5	7.5
	Bail Violations - Master code	0	1	7.5	7.5	0	0		0.0
	Bail Violations - Fail To Comply	2	33	7.5	247.5	1	24	7.5	180.0
	Bail Violations - Others	0	5	7.5	37.5	1	1	7.5	7.5
	Bail Violations - Recognizance	0	2	7.5	15.0	0	1	7.5	7.5
	Disturb the Peace	0	6	7.5	45.0	0	5	7.5	37.5
	Indecent acts -Master code	0	1	7.5	7.5	0	0		0.0
	Indecent acts -Other	0	1	7.5	7.5	0	0		0.0
	Child Pornography - Making or distributing	0	0		0.0	0	2	7.5	15.0
	Obstruct Public Peace Officer	0	0		0.0	0	1	7.5	7.5



Calls For Service (CFS) Billing Summary Report

Municipality of South Huron December - 2023

Billing Categories <i>(Billing categories below do not match traditional crime groupings)</i>		2023				2022			
		December	Year to Date	Time Standard	Year To Date Weighted Hours	December	Year to Date	Time Standard	Year To Date Weighted Hours
Other Criminal Code Violations (Excluding traffic)	Trespass at Night	0	1	7.5	7.5	0	1	7.5	7.5
	Breach of Probation	0	12	7.5	90.0	0	13	7.5	97.5
	Breach of Probation - In relation to children	0	0		0.0	0	1	7.5	7.5
	Utter Threats to Property / Animals	0	0		0.0	0	1	7.5	7.5
	Offensive Weapons- Careless use of firearms	0	1	7.5	7.5	0	0		0.0
	Public mischief - mislead peace officer	1	2	7.5	15.0	0	5	7.5	37.5
	Other Criminal Code * Sec.337 - Sec.352	0	1	7.5	7.5	0	0		0.0
	Injuring/endangering Animals	0	0		0.0	0	1	7.5	7.5
	Total	3	69	7.5	517.5	2	57	7.5	427.5
Drug Possession	Possession Cocaine	0	3	7.1	21.3	0	1	7.1	7.1
	Possession Other Controlled Drugs and Substance Act	0	2	7.1	14.2	1	2	7.1	14.2
	Possession - Methamphetamine (Crystal Meth)	0	1	7.1	7.1	0	0		0.0
	Possession ù Opioid (other than heroin)	0	0		0.0	0	4	7.1	28.4
	Drug related occurrence	1	17	7.1	120.7	0	6	7.1	42.6
	Total	1	23	7.1	163.3	1	13	7.1	92.3
Drugs	Trafficking Cocaine	0	1	68.0	68.0	0	1	68.0	68.0
	Trafficking Other Controlled Drugs and Substance Act	0	0		0.0	0	1	68.0	68.0
	Total	0	1	68.0	68.0	0	2	68.0	136.0
Statutes & Acts	Landlord/Tenant	2	22	3.4	74.8	0	12	3.4	40.8
	Mental Health Act	2	38	3.4	129.2	4	44	3.4	149.6
	Mental Health Act - No contact with Police	0	1	3.4	3.4	0	3	3.4	10.2
	Mental Health Act - Attempt Suicide	0	3	3.4	10.2	2	5	3.4	17.0
	Mental Health Act - Threat of Suicide	2	21	3.4	71.4	1	16	3.4	54.4
	Mental Health Act - Voluntary Transport	0	11	3.4	37.4	1	13	3.4	44.2
	Mental Health Act - Placed on Form	0	2	3.4	6.8	0	1	3.4	3.4
	Mental Health Act - Apprehension	0	8	3.4	27.2	0	14	3.4	47.6



Calls For Service (CFS) Billing Summary Report

Municipality of South Huron December - 2023

Billing Categories <i>(Billing categories below do not match traditional crime groupings)</i>		2023				2022			
		December	Year to Date	Time Standard	Year To Date Weighted Hours	December	Year to Date	Time Standard	Year To Date Weighted Hours
Statutes & Acts	Custody Dispute	0	0		0.0	0	1	3.4	3.4
	Trespass To Property Act	2	41	3.4	139.4	1	31	3.4	105.4
	Total	8	147	3.4	499.8	9	140	3.4	476.0
Operational	Animal -Master code	0	1	3.8	3.8	0	2	3.8	7.6
	Animal Rabid	0	1	3.8	3.8	0	0		0.0
	Animal Bite	0	4	3.8	15.2	0	0		0.0
	Animal Stray	0	12	3.8	45.6	0	5	3.8	19.0
	Animal Injured	0	7	3.8	26.6	0	6	3.8	22.8
	Animal - Other	1	4	3.8	15.2	0	2	3.8	7.6
	Animal - Dog Owners Liability Act	0	2	3.8	7.6	0	1	3.8	3.8
	Alarm -Others	0	1	3.8	3.8	0	0		0.0
	Domestic Disturbance	7	90	3.8	342.0	5	87	3.8	330.6
	Suspicious Person	9	139	3.8	528.2	9	138	3.8	524.4
	Homeless Person	0	0		0.0	0	1	3.8	3.8
	Phone -Nuisance - No Charges Laid	0	5	3.8	19.0	0	7	3.8	26.6
	Phone -Obscene - No Charges Laid	0	0		0.0	0	1	3.8	3.8
	Phone -Threatening - No Charges Laid	0	0		0.0	0	1	3.8	3.8
	Phone -Other - No Charges Laid	0	1	3.8	3.8	0	0		0.0
	Fire - Building	1	6	3.8	22.8	0	8	3.8	30.4
	Fire - Vehicle	0	1	3.8	3.8	0	2	3.8	7.6
	Fire - Other	1	3	3.8	11.4	0	0		0.0
	Insecure Condition - Master code	0	1	3.8	3.8	0	3	3.8	11.4
	Missing Person - Master code	0	4	3.8	15.2	0	5	3.8	19.0
	Missing Person under 12	0	1	3.8	3.8	0	0		0.0
	Missing Person 12 & older	0	4	3.8	15.2	0	6	3.8	22.8
	Missing Person Located Under 12	0	2	3.8	7.6	0	2	3.8	7.6
	Missing Person Located 12 & older	1	10	3.8	38.0	0	3	3.8	11.4
	Noise Complaint - Master code	7	29	3.8	110.2	3	27	3.8	102.6
	Noise Complaint - Residence	0	2	3.8	7.6	0	5	3.8	19.0
Noise Complaint - Animal	0	2	3.8	7.6	0	2	3.8	7.6	



Calls For Service (CFS) Billing Summary Report

Municipality of South Huron December - 2023

Billing Categories <i>(Billing categories below do not match traditional crime groupings)</i>		2023				2022			
		December	Year to Date	Time Standard	Year To Date Weighted Hours	December	Year to Date	Time Standard	Year To Date Weighted Hours
Operational	Noise Complaint - Others	1	2	3.8	7.6	0	2	3.8	7.6
	Accident - non-MVC - Master code	0	1	3.8	3.8	0	1	3.8	3.8
	Found Property - Master code	1	25	3.8	95.0	1	23	3.8	87.4
	Found-Personal Accessories	0	2	3.8	7.6	0	1	3.8	3.8
	Found-Household Property	0	1	3.8	3.8	0	2	3.8	7.6
	Found-Machinery & Tools	0	1	3.8	3.8	0	0		0.0
	Found-Bicycles	0	2	3.8	7.6	0	0		0.0
	Found-Others	0	0		0.0	0	2	3.8	7.6
	Lost Property -Master code	0	11	3.8	41.8	1	5	3.8	19.0
	Lost License Plate	0	0		0.0	0	4	3.8	15.2
	Lost-Personal Accessories	0	3	3.8	11.4	0	4	3.8	15.2
	Lost-Others	0	1	3.8	3.8	0	0		0.0
	Sudden Death - master code	0	3	3.8	11.4	0	1	3.8	3.8
	Sudden Death - Accidental	0	1	3.8	3.8	0	0		0.0
	Sudden Death - Suicide	0	1	3.8	3.8	1	1	3.8	3.8
	Sudden Death - Natural Causes	1	14	3.8	53.2	1	15	3.8	57.0
	Sudden Death - Others	0	1	3.8	3.8	0	2	3.8	7.6
	Sudden Death - Apparent Overdose-Overdose	0	2	3.8	7.6	0	1	3.8	3.8
	Suspicious Vehicle	5	44	3.8	167.2	3	46	3.8	174.8
	Trouble with Youth	4	25	3.8	95.0	1	10	3.8	38.0
	Medical Assistance - Master code	0	1	3.8	3.8	1	1	3.8	3.8
	Vehicle Recovered - Master code	0	1	3.8	3.8	0	0		0.0
	Vehicle Recovered - Automobile	0	7	3.8	26.6	0	5	3.8	19.0
	Vehicle Recovered - Trucks	0	2	3.8	7.6	1	1	3.8	3.8
	Vehicle Recovered - Other	0	1	3.8	3.8	0	0		0.0
	Unwanted Persons	4	71	3.8	269.8	6	48	3.8	182.4
Neighbour Dispute	4	54	3.8	205.2	1	44	3.8	167.2	



Calls For Service (CFS) Billing Summary Report

Municipality of South Huron December - 2023

Billing Categories <i>(Billing categories below do not match traditional crime groupings)</i>		2023				2022			
		December	Year to Date	Time Standard	Year To Date Weighted Hours	December	Year to Date	Time Standard	Year To Date Weighted Hours
Operational	By-Law -Master code	0	2	3.8	7.6	0	5	3.8	19.0
	Noise By-Law	0	0		0.0	0	2	3.8	7.6
	Other Municipal By-Laws	1	2	3.8	7.6	0	4	3.8	15.2
	Fireworks By-Law	0	0		0.0	0	2	3.8	7.6
	Traffic By-Law	0	2	3.8	7.6	0	3	3.8	11.4
	Overdose/Suspected Overdose - Opioid Related	0	1	3.8	3.8	0	0		0.0
	Assist Fire Department	1	4	3.8	15.2	0	4	3.8	15.2
	Assist Public	7	145	3.8	551.0	5	141	3.8	535.8
	Distressed/Overdue Motorist	0	2	3.8	7.6	0	5	3.8	19.0
	Family Dispute	4	51	3.8	193.8	5	46	3.8	174.8
	Protest - Demonstration	0	0		0.0	0	1	3.8	3.8
	Total	60	818	3.8	3,108.4	44	746	3.8	2,834.8
	Operational2	False Alarm-Accidental Trip	0	0		0.0	0	1	1.4
False Alarm-Malfunction		0	1	1.4	1.4	0	0		0.0
False Holdup Alarm-Accidental Trip		1	4	1.4	5.6	0	3	1.4	4.2
False Alarm -Others		9	102	1.4	142.8	13	97	1.4	135.8
Keep the Peace		1	44	1.4	61.6	7	35	1.4	49.0
911 call / 911 hang up		6	39	1.4	54.6	5	31	1.4	43.4
911 hang up - Pocket Dial		0	1	1.4	1.4	0	0		0.0
911 call - Dropped Cell		0	24	1.4	33.6	2	18	1.4	25.2
Total		17	215	1.4	301.0	27	185	1.4	259.0
Traffic	MVC (MOTOR VEHICLE COLLISION) -Master code	0	2	3.7	7.4	4	8	3.7	29.6
	MVC - Personal Injury (MOTOR VEHICLE COLLISION)	0	7	3.7	25.9	1	13	3.7	48.1
	MVC - Prop. Dam. Non Reportable	1	13	3.7	48.1	0	32	3.7	118.4
	MVC - Prop. Dam. Reportable (MOTOR VEHICLE COLLISION)	7	71	3.7	262.7	10	91	3.7	336.7



Calls For Service (CFS) Billing Summary Report

Municipality of South Huron December - 2023

Billing Categories <i>(Billing categories below do not match traditional crime groupings)</i>		2023				2022			
		December	Year to Date	Time Standard	Year To Date Weighted Hours	December	Year to Date	Time Standard	Year To Date Weighted Hours
Traffic	MVC - Prop. Dam. Failed to Remain (MOTOR VEHICLE COLLISION)	0	6	3.7	22.2	1	13	3.7	48.1
	MVC - Pers. Inj. Failed To Remain (MOTOR VEHICLE COLLISION)	0	1	3.7	3.7	0	0		0.0
	MVC - Fatal (MOTOR VEHICLE COLLISION)	0	0		0.0	0	1	3.7	3.7
	MVC - Others (MOTOR VEHICLE COLLISION)	0	2	3.7	7.4	0	1	3.7	3.7
	Total	8	102	3.7	377.4	16	159	3.7	588.3
Total	114	1,732		8,608.0	125	1,643		7,851.7	

Note to Detachment Commanders:

- The content of each report is to be shared by the Detachment Commander only with the municipality for which it was generated. The municipality may treat this as a public document and distribute it as they wish.
- All data is sourced from the Niche RMS application. Included are 'reported' occurrences (actuals and unfounded occurrences) for 'billable' occurrences ONLY. Data is refreshed on a weekly basis.
- The Traffic category includes motor vehicle collision (MVC) occurrences entered into Niche (UCR code 8521). MVCs are NOT sourced from the eCRS application for this report.
- Only the primary violation is counted within an occurrence.
- Time standards displayed are for the 2023 billing period.

Note to Municipalities:

- Data contained within this report is dynamic in nature and numbers will change over time as the Ontario Provincial Police continues to investigate and solve crime.
- This report is NOT to be used for crime trend analysis as not all occurrences are included.
- Data groupings within this report do not match traditional crime groupings seen in other public reports such as the OPP Police Services Board reports or Statistics Canada reporting.