

SOUTH HURON POLICE SERVICES BOARD

Remote Electronic Meeting – 4:05 pm
Tuesday, January 11, 2022

AGENDA

1. Call to Order and Welcome
2. Election of Officers – Position of Chair and Vice Chair
3. Disclosure of Pecuniary Interest and General Nature thereof
4. Changes/Additions to the Agenda
5. Approval of the Agenda
6. Approval of Minutes of previous meeting
7. O.P.P. Report
8. Delegations
 - Laura O'Rourke, Community Developer, Huron Perth Public Health – Implementation of Community Safety and Well-Being Plan and partnership opportunity
9. Community Safety and Well-being Plan
 - Update
10. Correspondence
 - Circulated as received – nothing further
11. New Business
12. Unfinished Business
 - Policing and Safety Tag Lines
13. Date of Next Meeting – Tuesday, February 8, 2022
14. Adjournment



SOUTH HURON POLICE SERVICES BOARD

Remote Electronic Meeting
Tuesday, December 14, 2021 – 4:05 pm

Members Present

Chair	Jim Dietrich
Vice Chair	Mark Hartman
Member	Dave Frayne
OPP	Inspector Jason Younan
OPP	Acting Staff Sgt Corrie Trewartha
OPP	Acting Staff Sgt Lynn McNichol
Director of Legislative Services/Clerk	Rebekah Msuya-Collison
Recording Secretary	Jo-Anne Fields

1. Call to Order & Welcome

Chair Jim Dietrich called the meeting to order at 4:05 pm and welcomed the members to the meeting, thanking them for their commitment to policing in South Huron.

2. Disclosure of Pecuniary Interest and General Nature Thereof

- None declared

3. Changes/Additions to the Agenda

- No changes/additions to the Agenda

4. Approval of the Agenda

Motion – 46/12/21

Moved by: Mark Hartman
Seconded by: Jim Dietrich

“That the Agenda be approved as circulated.”

Disposition: Carried

5. Approval of the Minutes

Motion – 47/12/21

Moved by: Mark Hartman
Seconded by: Jim Dietrich

“That the minutes of November 9, 2021 meeting be approved as circulated.”

Disposition: Carried

6. O.P.P. Report

- Detailed report for November was distributed prior to the meeting for review and to allow for effective discussion at the Board meeting
- Festive RIDE program is underway across Huron County, including South Huron
- Domestic Violence is still a concern in the municipality, along with violent crimes and the use or brandishing of edged weapons
- Vaccination clinics are the focus of patrols in Huron County to ensure the safety of the public and the staff at the clinics. No known concerns have been identified in Huron County
- Chair Dietrich noted that Highway 83 is now open and on behalf of the Board, passed on his thanks to the Inspector and Officers for the great work they provided with traffic control
- Chair Dietrich thanked Inspector Younan for providing the overview and explanation to the Board

Motion – 48/12/21

Moved by: Mark Hartman
Seconded by: Jim Dietrich

“That the O.P.P. Report be received as presented.”

Disposition: Carried

7. Delegations

- None

8. Community Safety and Well-Being Plan

- Chair Dietrich noted that the Board will invite interested parties as a delegation to provide insight on partnership options in moving forward
- Delegation will be arranged for the January meeting

9. Correspondence

- BIA – discussion centred around concerns expressed of individuals making the shopping experience uncomfortable for others
- Municipality of South Huron – Laura O’Rourke, Community Developer, Huron Perth Public Health – Implementation of Community Safety and Well-Being Plan and partnership opportunity

10. New Business

- Exeter Santa Claus Parade – November 20, 2021 – 6 pm – Special thank you to Member Frayne for attending the parade on behalf of the South Huron Police Services Board
- OAPSB Zone 5 Meeting – Tuesday, December 14, 2021 – 9:30 am – Meeting was held virtually

11. Unfinished Business

- Safety tag lines – roll out after COVID-19

12. Date of Next Meeting

Next meeting of the Police Service Board will be held at the South Huron Municipal Office on Tuesday, January 11, 2022 at 4:05 pm or at the call of the Chair.

13. Adjournment

Motion – 49/12/21

Moved by: Dave Frayne
Seconded by: Mark Hartman

“That the meeting be adjourned at 4:35 pm.”

Disposition: Carried

Chair – J. Dietrich

Recording Secretary – J. Fields

Date

SOUTH HURON POLICE SERVICES BOARD REPORT



DECEMBER

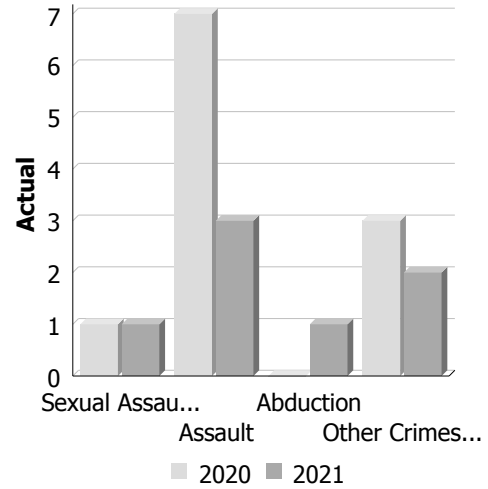
2021

Inspector Jason Younan– Detachment Commander

**Police Services Board Report for South Huron
Records Management System
December - 2021**

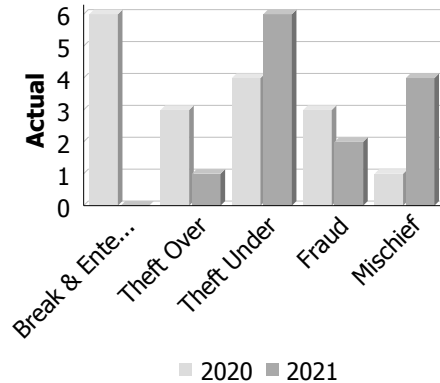
Violent Crime

Actual	December			Year to Date - December		
	2020	2021	% Change	2020	2021	% Change
Murder	0	0	--	0	0	--
Other Offences Causing Death	0	0	--	0	0	--
Attempted Murder	0	0	--	0	0	--
Sexual Assault	1	1	0.0%	10	13	30.0%
Assault	7	3	-57.1%	42	49	16.7%
Abduction	0	1	--	1	2	100.0%
Robbery	0	0	--	1	1	0.0%
Other Crimes Against a Person	3	2	-33.3%	24	23	-4.2%
Total	11	7	-36.4%	78	88	12.8%



Property Crime

Actual	December			Year to Date - December		
	2020	2021	% Change	2020	2021	% Change
Arson	0	0	--	0	0	--
Break & Enter	6	0	-100.0%	40	49	22.5%
Theft Over	3	1	-66.7%	23	15	-34.8%
Theft Under	4	6	50.0%	121	73	-39.7%
Have Stolen Goods	0	0	--	9	2	-77.8%
Fraud	3	2	-33.3%	53	49	-7.5%
Mischief	1	4	300.0%	47	49	4.3%
Total	17	13	-23.5%	293	237	-19.1%



Drug Crime

Actual	December			Year to Date - December		
	2020	2021	% Change	2020	2021	% Change
Possession	0	0	--	3	9	200.0%
Trafficking	0	0	--	2	1	-50.0%
Importation and Production	0	0	--	0	0	--
Total	0	0	--	5	10	100.0%



Detachment: 6G - HURON

Location code(s): 6G00 - HURON

Area code(s): 6119 - Municipality of South Huron

Data source date:

2022/01/01

Report Generated by:

Younan, Jason

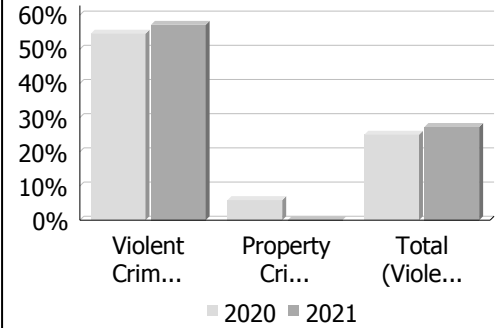
Report Generated on:

Jan 5, 2022 1:30:34 PM

PP-CSC-Operational Planning-4300

**Police Services Board Report for South Huron
Records Management System
December - 2021**

Clearance Rate						
Clearance Rate	December			Year to Date - December		
	2020	2021	Difference	2020	2021	Difference
Violent Crime	54.6%	57.1%	2.6%	65.4%	58.0%	-7.4%
Property Crime	5.9%	0.0%	-5.9%	16.0%	11.0%	-5.1%
Drug Crime	--	--	--	80.0%	70.0%	-10.0%
Total (Violent, Property & Drug)	25.0%	27.3%	2.3%	29.0%	26.8%	-2.2%



Data contained within this report is dynamic in nature and numbers will change over time as the Ontario Provincial Police continue to investigate and solve crime.

Data Utilized

- Major Crimes
- Niche RMS All Offence Level Business Intelligence Cube

Detachment: 6G - HURON

Location code(s): 6G00 - HURON

Area code(s): 6119 - Municipality of South Huron

Data source date:

2022/01/01

Report Generated by:

Younan, Jason

Report Generated on:

Jan 5, 2022 1:30:34 PM

PP-CSC-Operational Planning-4300

SOUTH HURON – TRAFFIC STATISTICS DEC 2021

Offence	Dec 2020	Dec 2021	% Change
RIDE	34	30	-11.76
Traffic Complaint	13	44	238.46
Traffic Hazard	8	11	37.5
MVC Reportable	7	8	14.29
Traffic Enforcement	2	8	300
MVC Non-Report.	2	2	0
Impaired/Over 80	0	2	200
Dangerous Operation	0	1	100
Fail To Remain	0	0	0
Other CC Drive	0	0	0
Total UCR Violations	60	92	53.33

SOUTH HURON – FOCUSED PATROLS

Vaccination Clinics – Daily patrols of clinics being conducted to enhance security for front-line workers and provide situational awareness to OPP partners.

TRAFFIC STOP LEADS TO CRIMINAL CHARGES

(SOUTH HURON, ON) – A resident of Middlesex Centre Township is facing several Highway Traffic Act offences along with two criminal charges following a recent traffic stop conducted by Huron County Ontario Provincial Police (OPP).

On December 2, 2021 at approximately 11:42 a.m. a Huron County OPP officer observed a pickup truck and trailer travelling on Airport Line near Crediton Road. Upon stopping the vehicle officers noted the load was insecure, in addition, other safety issues were identified with the vehicle.

Officers began inspecting the vehicle however the driver obstructed the officers from completing the inspection. After failing to comply with directions the driver was placed under arrest for obstruction. During the arrest the driver resisted the officers and attempted to flee. Officers were able to gain control of the driver and he was ultimately taken into custody.

Murray SHOEBOTTOM, 53 years of age, from Middlesex Centre Township has been charged with Obstruct Peace Officer, Resist Peace Officer along with several Highway Traffic Act Offences.

The accused has been released from custody with a court appearance scheduled for January 17, 2022 at the Ontario Court of Justice – Goderich.

(HURON COUNTY, ON) – Two recent food drives organized by the Huron County Ontario Provincial Police (OPP) Auxiliary Unit resulted in several cruisers getting stuffed with food donations and cash donations.



Figure 1- Huron OPP Auxiliary Unit Collecting Food Donations

The “Stuff-a-Cruiser” event held in Goderich at Zehr’s on December 4th resulted in the Huron OPP Auxiliary Unit collecting **236** pre-packaged food bags, as well as, \$140 in cash donations. This works out to approximately \$2,500 worth of food donations or 2360 pounds.

The “Stuff-a-Cruiser” event held at Hansen’s Your Independent Grocer in Exeter on December 11th resulted in **250** pre-packaged food bags along with \$528 in cash donations.

“It is absolutely heart-warming to see our community come together with so many generous donations. The Christmas season is certainly a time of giving and joy. The success of these food drives in Goderich & Exeter will help many individuals and families in need. I would like to sincerely thank everyone that made a donation, as well as, the Huron County OPP Auxiliary Unit for organizing these successful food drives.”

Huron OPP Acting Staff Sergeant Lynn McNichol

All cash donations and food items were donated to the Huron County Food Bank



Calls For Service (CFS) Billing Summary Report

Municipality of South Huron December - 2021

Billing Categories <i>(Billing categories below do not match traditional crime groupings)</i>		2021				2020			
		December	Year to Date	Time Standard	Year To Date Weighted Hours	December	Year to Date	Time Standard	Year To Date Weighted Hours
Violent Criminal Code	Sexual Assault With a Weapon	1	1	16.0	16.0	0	0		0.0
	Sexual Assault	0	11	16.0	176.0	0	3	16.0	48.0
	Sexual Interference	0	1	16.0	16.0	1	6	16.0	96.0
	Invitation to Sexual Touching	0	2	16.0	32.0	0	0		0.0
	Sexual Exploitation	0	1	16.0	16.0	0	1	16.0	16.0
	Non-Consensual Distribution of Intimate Images	0	0		0.0	0	2	16.0	32.0
	Aggravated Assault-Level 3	0	0		0.0	0	2	16.0	32.0
	Assault With Weapon or Causing Bodily Harm-Level 2	1	14	16.0	224.0	2	11	16.0	176.0
	Assault-Level 1	2	34	16.0	544.0	5	32	16.0	512.0
	Assault Peace Officer	0	1	16.0	16.0	0	1	16.0	16.0
	Assault Peace Officer w/weapon Bodily Harm	0	1	16.0	16.0	0	0		0.0
	Criminal Negligence: Bodily Harm	0	0		0.0	0	1	16.0	16.0
	Forcible confinement	1	2	16.0	32.0	0	1	16.0	16.0
	Robbery, With Threat of Violence	0	0		0.0	0	1	16.0	16.0
	Robbery - Other	0	1	16.0	16.0	0	0		0.0
	Extortion	0	1	16.0	16.0	0	0		0.0
	Criminal Harassment	0	10	16.0	160.0	1	10	16.0	160.0
	Indecent/Harassing Communications	0	3	16.0	48.0	0	4	16.0	64.0
	Utter Threats -Master code	0	2	16.0	32.0	0	0		0.0
	Utter Threats to Person	2	12	16.0	192.0	3	14	16.0	224.0
Utter Threats to Person -Police Officer	0	0		0.0	1	2	16.0	32.0	
Total	7	97	16.0	1,552.0	13	91	16.0	1,456.0	
Property Crime Violations	Break & Enter	0	52	6.5	338.0	6	45	6.5	292.5
	Unlawful in a dwelling house	0	0		0.0	0	1	6.5	6.5
	Break & Enter - Firearms	0	0		0.0	0	2	6.5	13.0
	Theft Over -master code	1	1	6.5	6.5	0	0		0.0
	Theft Over - Farm Agricultural Produce	0	0		0.0	0	1	6.5	6.5



Calls For Service (CFS) Billing Summary Report

Municipality of South Huron December - 2021

Billing Categories <i>(Billing categories below do not match traditional crime groupings)</i>		2021				2020			
		December	Year to Date	Time Standard	Year To Date Weighted Hours	December	Year to Date	Time Standard	Year To Date Weighted Hours
Property Crime Violations	Theft Over - Trailers	0	1	6.5	6.5	0	1	6.5	6.5
	Theft Over - Other Theft	0	2	6.5	13.0	1	1	6.5	6.5
	Theft of - Mail	0	0		0.0	0	1	6.5	6.5
	Theft FROM Motor Vehicle Over \$5,000	0	2	6.5	13.0	0	0		0.0
	Theft of Motor Vehicle	0	7	6.5	45.5	0	8	6.5	52.0
	Theft of - Automobile	0	0		0.0	1	2	6.5	13.0
	Theft of - Trucks	0	2	6.5	13.0	1	4	6.5	26.0
	Theft of - Motorcycles	0	0		0.0	0	1	6.5	6.5
	Theft of - Snow Vehicles	0	1	6.5	6.5	0	0		0.0
	Theft of - All Terrain Vehicles	0	1	6.5	6.5	0	2	6.5	13.0
	Theft of - Farm Vehicles	0	0		0.0	0	2	6.5	13.0
	Theft of - Construction Vehicles	0	1	6.5	6.5	0	1	6.5	6.5
	Theft of - Other Motor Vehicles	0	0		0.0	0	1	6.5	6.5
	Theft Under -master code	0	3	6.5	19.5	0	9	6.5	58.5
	Theft under - Farm Equipment	0	1	6.5	6.5	0	0		0.0
	Theft Under - Construction Site	0	1	6.5	6.5	0	1	6.5	6.5
	Theft under - Bicycles	0	9	6.5	58.5	1	7	6.5	45.5
	Theft under - Building	0	0		0.0	0	1	6.5	6.5
	Theft under - Persons	0	0		0.0	0	1	6.5	6.5
	Theft under - Trailers	0	3	6.5	19.5	0	1	6.5	6.5
	Theft under - Other Theft	4	31	6.5	201.5	1	52	6.5	338.0
	Theft under - Boat (Vessel)	0	0		0.0	0	1	6.5	6.5
	Theft Under - Gasoline Drive-off	0	13	6.5	84.5	1	29	6.5	188.5
	Theft FROM Motor Vehicle Under \$5,000	1	16	6.5	104.0	0	24	6.5	156.0
	Theft Under \$5,000 [SHOPLIFTING]	2	7	6.5	45.5	1	10	6.5	65.0
	Trafficking in Stolen Goods over \$5,000 (incl. possession wi	0	0		0.0	0	1	6.5	6.5
Possession of Stolen Goods over \$5,000	0	1	6.5	6.5	0	1	6.5	6.5	



Calls For Service (CFS) Billing Summary Report

Municipality of South Huron December - 2021

Billing Categories <i>(Billing categories below do not match traditional crime groupings)</i>		2021				2020			
		December	Year to Date	Time Standard	Year To Date Weighted Hours	December	Year to Date	Time Standard	Year To Date Weighted Hours
Property Crime Violations	Possession of Stolen Goods under \$5,000	0	1	6.5	6.5	0	7	6.5	45.5
	Fraud -Master code	0	7	6.5	45.5	0	3	6.5	19.5
	Fraud - Steal/Forge/Poss./ Use Credit Card	0	3	6.5	19.5	0	4	6.5	26.0
	Fraud - False Pretence < = \$5,000	0	0		0.0	0	1	6.5	6.5
	Fraud - Forgery & Uttering	0	2	6.5	13.0	0	1	6.5	6.5
	Fraud - Account closed	0	0		0.0	0	1	6.5	6.5
	Fraud -Money/ property/security > \$5,000	0	8	6.5	52.0	0	2	6.5	13.0
	Fraud -Money/ property/security <= \$5,000	0	11	6.5	71.5	2	20	6.5	130.0
	Fraud - Transportation	0	1	6.5	6.5	0	0		0.0
	Fraud - Welfare benefits	0	1	6.5	6.5	0	0		0.0
	Fraud - Other	1	13	6.5	84.5	1	19	6.5	123.5
	Personation with Intent (fraud)	1	2	6.5	13.0	0	0		0.0
	Fraud - False Pretence > \$5,000	0	1	6.5	6.5	0	0		0.0
	Identity Fraud	0	1	6.5	6.5	0	4	6.5	26.0
	Mischief - master code	4	46	6.5	299.0	1	48	6.5	312.0
	Interfere with lawful use, enjoyment of property	0	3	6.5	19.5	0	2	6.5	13.0
	Property Damage	0	8	6.5	52.0	1	3	6.5	19.5
	Total	14	263	6.5	1,709.5	18	326	6.5	2,119.0
Other Criminal Code Violations (Excluding traffic)	Possess Firearm while prohibited	0	1	7.8	7.8	0	0		0.0
	Offensive Weapons-Possession of Weapons	0	0		0.0	0	4	7.8	31.2
	Offensive Weapons-Other Offensive Weapons	0	2	7.8	15.6	0	0		0.0
	Offensive Weapons-Other Weapons Offences	0	0		0.0	0	1	7.8	7.8
	Bail Violations - Master code	0	0		0.0	0	1	7.8	7.8



Calls For Service (CFS) Billing Summary Report

Municipality of South Huron December - 2021

Billing Categories <i>(Billing categories below do not match traditional crime groupings)</i>		2021				2020			
		December	Year to Date	Time Standard	Year To Date Weighted Hours	December	Year to Date	Time Standard	Year To Date Weighted Hours
Other Criminal Code Violations (Excluding traffic)	Bail Violations - Fail To Comply	3	30	7.8	234.0	1	31	7.8	241.8
	Bail Violations - Others	0	0		0.0	0	2	7.8	15.6
	Bail Violations - Recognizance	0	5	7.8	39.0	0	0		0.0
	Counterfeit Money - Master code	0	1	7.8	7.8	0	0		0.0
	Possession Of Counterfeit Money	0	0		0.0	0	3	7.8	23.4
	Uttering Counterfeit Money	0	0		0.0	0	1	7.8	7.8
	Counterfeit Money - Others	0	0		0.0	0	1	7.8	7.8
	Disturb the Peace	0	4	7.8	31.2	1	7	7.8	54.6
	Indecent acts -Master code	0	0		0.0	0	2	7.8	15.6
	Indecent acts -Other	0	1	7.8	7.8	0	1	7.8	7.8
	Child Pornography - Possess child pornography	0	0		0.0	0	1	7.8	7.8
	Child Pornography - Making or distributing	0	0		0.0	0	2	7.8	15.6
	Obstruct Public Peace Officer	1	2	7.8	15.6	0	1	7.8	7.8
	Trespass at Night	0	1	7.8	7.8	0	3	7.8	23.4
	Fail to Attend Court	0	0		0.0	0	3	7.8	23.4
	Breach of Probation	2	10	7.8	78.0	2	13	7.8	101.4
	Public mischief - mislead peace officer	0	0		0.0	0	1	7.8	7.8
	Libel - Defamatory	0	1	7.8	7.8	0	0		0.0
	Animals - Cruelty	0	0		0.0	0	1	7.8	7.8
	False Fire Alarm (C.C. Charge)	0	1	7.8	7.8	0	1	7.8	7.8
Total	6	59	7.8	460.2	4	80	7.8	624.0	
Drug Possession	Possession Cocaine	0	1	6.5	6.5	0	1	6.5	6.5
	Possession Other Controlled Drugs and Substance Act	0	4	6.5	26.0	0	2	6.5	13.0
	Possession - Methamphetamine (Crystal Meth)	0	4	6.5	26.0	0	1	6.5	6.5
	Possession û Opioid (other than heroin)	0	0		0.0	0	4	6.5	26.0
	DRUG Operation - Master Code	0	0		0.0	0	1	6.5	6.5



Calls For Service (CFS) Billing Summary Report

Municipality of South Huron December - 2021

Billing Categories <i>(Billing categories below do not match traditional crime groupings)</i>		2021				2020			
		December	Year to Date	Time Standard	Year To Date Weighted Hours	December	Year to Date	Time Standard	Year To Date Weighted Hours
Drug Possession	Drug related occurrence	0	7	6.5	45.5	0	10	6.5	65.0
	Total	0	16	6.5	104.0	0	19	6.5	123.5
Drugs	Trafficking Other Controlled Drugs and Substance Act	0	1	45.9	45.9	0	1	45.9	45.9
	Trafficking - Methamphetamine (Crystal Meth)	0	0		0.0	0	1	45.9	45.9
	Trafficking û Opioid (other than heroin)	0	1	45.9	45.9	0	2	45.9	91.8
	Total	0	2	45.9	91.8	0	4	45.9	183.6
Statutes & Acts	Landlord/Tenant	1	23	3.4	78.2	1	16	3.4	54.4
	Mental Health Act	5	50	3.4	170.0	2	45	3.4	153.0
	Mental Health Act - No contact with Police	0	3	3.4	10.2	2	5	3.4	17.0
	Mental Health Act - Attempt Suicide	0	8	3.4	27.2	2	12	3.4	40.8
	Mental Health Act - Threat of Suicide	0	16	3.4	54.4	2	39	3.4	132.6
	Mental Health Act - Voluntary Transport	0	14	3.4	47.6	1	19	3.4	64.6
	Mental Health Act - Placed on Form	0	4	3.4	13.6	0	16	3.4	54.4
	Mental Health Act - Apprehension	0	11	3.4	37.4	1	7	3.4	23.8
	Trespass To Property Act	4	60	3.4	204.0	1	42	3.4	142.8
	Total	10	189	3.4	642.6	12	201	3.4	683.4
	Operational	Animal -Master code	0	1	3.6	3.6	0	0	
Animal - Left in Vehicle		0	1	3.6	3.6	0	2	3.6	7.2
Animal Rabid		0	0		0.0	0	2	3.6	7.2
Animal Bite		0	2	3.6	7.2	0	2	3.6	7.2
Animal Stray		0	6	3.6	21.6	0	16	3.6	57.6
Animal Injured		0	4	3.6	14.4	1	17	3.6	61.2
Animal - Other		0	4	3.6	14.4	0	5	3.6	18.0
Animal - Dog Owners Liability Act		0	1	3.6	3.6	0	4	3.6	14.4
Domestic Disturbance		6	66	3.6	237.6	12	58	3.6	208.8
Suspicious Person		6	177	3.6	637.2	18	215	3.6	774.0
Homeless Person		0	2	3.6	7.2	0	0		0.0
Phone -Master code		0	0		0.0	0	3	3.6	10.8
Phone -Nuisance - No Charges Laid		0	4	3.6	14.4	0	1	3.6	3.6



Calls For Service (CFS) Billing Summary Report

Municipality of South Huron December - 2021

Billing Categories <i>(Billing categories below do not match traditional crime groupings)</i>		2021				2020			
		December	Year to Date	Time Standard	Year To Date Weighted Hours	December	Year to Date	Time Standard	Year To Date Weighted Hours
Operational	Phone -Obscene - No Charges Laid	0	0		0.0	0	1	3.6	3.6
	Phone -Threatening - No Charges Laid	0	0		0.0	0	2	3.6	7.2
	Phone -Other - No Charges Laid	0	0		0.0	0	1	3.6	3.6
	Fire - Building	0	7	3.6	25.2	1	6	3.6	21.6
	Fire - Vehicle	0	5	3.6	18.0	0	2	3.6	7.2
	Fire - Other	2	5	3.6	18.0	1	5	3.6	18.0
	Insecure Condition - Master code	1	4	3.6	14.4	0	7	3.6	25.2
	Insecure Condition - Building	0	1	3.6	3.6	0	0		0.0
	Missing Person - Master code	0	0		0.0	0	2	3.6	7.2
	Missing Person under 12	0	2	3.6	7.2	0	1	3.6	3.6
	Missing Person 12 & older	0	2	3.6	7.2	0	4	3.6	14.4
	Missing Person Located Under 12	0	1	3.6	3.6	0	0		0.0
	Missing Person Located 12 & older	0	2	3.6	7.2	1	10	3.6	36.0
	Noise Complaint - Master code	3	59	3.6	212.4	0	45	3.6	162.0
	Noise Complaint - Vehicle	0	1	3.6	3.6	0	0		0.0
	Noise Complaint - Residence	0	4	3.6	14.4	1	2	3.6	7.2
	Noise Complaint - Animal	0	1	3.6	3.6	0	1	3.6	3.6
	Noise Complaint - Others	0	3	3.6	10.8	0	4	3.6	14.4
	Accident - non-MVC - Master code	0	1	3.6	3.6	0	1	3.6	3.6
	Accident - non-MVC - Construction Site	0	1	3.6	3.6	0	0		0.0
	Accident -non MVC - Others	0	0		0.0	0	1	3.6	3.6
	Found Property - Master code	1	38	3.6	136.8	5	62	3.6	223.2
	Found - License Plate	0	1	3.6	3.6	0	1	3.6	3.6
	Found-Personal Accessories	0	2	3.6	7.2	0	6	3.6	21.6
	Found-Household Property	0	2	3.6	7.2	0	3	3.6	10.8
	Found-Machinery & Tools	0	1	3.6	3.6	0	2	3.6	7.2



Calls For Service (CFS) Billing Summary Report

Municipality of South Huron December - 2021

Billing Categories <i>(Billing categories below do not match traditional crime groupings)</i>		2021				2020			
		December	Year to Date	Time Standard	Year To Date Weighted Hours	December	Year to Date	Time Standard	Year To Date Weighted Hours
Operational	Found-Bicycles	0	0		0.0	0	2	3.6	7.2
	Found-Others	0	2	3.6	7.2	1	5	3.6	18.0
	Lost Property -Master code	1	6	3.6	21.6	0	9	3.6	32.4
	Lost License Plate	0	2	3.6	7.2	0	0		0.0
	Lost-Domestic Appliances	0	1	3.6	3.6	0	0		0.0
	Lost-Personal Accessories	1	3	3.6	10.8	0	3	3.6	10.8
	Lost-Household Property	0	0		0.0	0	1	3.6	3.6
	Lost-Jewellery	0	1	3.6	3.6	0	0		0.0
	Lost-Others	0	3	3.6	10.8	0	2	3.6	7.2
	Sudden Death - Suicide	0	1	3.6	3.6	0	1	3.6	3.6
	Sudden Death - Natural Causes	1	20	3.6	72.0	1	12	3.6	43.2
	Sudden Death - Others	0	0		0.0	0	2	3.6	7.2
	Sudden Death - Apparent Overdose-Overdose	0	0		0.0	0	2	3.6	7.2
	Suspicious Vehicle	4	47	3.6	169.2	6	86	3.6	309.6
	Trouble with Youth	1	25	3.6	90.0	2	15	3.6	54.0
	Vehicle Recovered - Automobile	0	1	3.6	3.6	2	7	3.6	25.2
	Vehicle Recovered - Trucks	0	2	3.6	7.2	0	0		0.0
	Vehicle Recovered - Motorcycles	0	0		0.0	0	1	3.6	3.6
	Vehicle Recovered - Other	0	0		0.0	0	1	3.6	3.6
	Unwanted Persons	7	52	3.6	187.2	2	34	3.6	122.4
	Neighbour Dispute	3	29	3.6	104.4	3	45	3.6	162.0
	Bomb Threat	0	1	3.6	3.6	0	0		0.0
	By-Law -Master code	0	4	3.6	14.4	0	1	3.6	3.6
	Noise By-Law	0	0		0.0	0	2	3.6	7.2
	Other Municipal By-Laws	0	8	3.6	28.8	2	13	3.6	46.8
	Fireworks By-Law	0	0		0.0	0	2	3.6	7.2
	Traffic By-Law	0	0		0.0	0	3	3.6	10.8
	Assist Fire Department	1	8	3.6	28.8	0	3	3.6	10.8
	Assist Public	11	131	3.6	471.6	17	232	3.6	835.2



Calls For Service (CFS) Billing Summary Report

Municipality of South Huron December - 2021

Billing Categories <i>(Billing categories below do not match traditional crime groupings)</i>		2021				2020			
		December	Year to Date	Time Standard	Year To Date Weighted Hours	December	Year to Date	Time Standard	Year To Date Weighted Hours
Operational	Distressed/Overdue Motorist	0	1	3.6	3.6	0	1	3.6	3.6
	Family Dispute	3	46	3.6	165.6	2	48	3.6	172.8
	Total	52	805	3.6	2,898.0	78	1,027	3.6	3,697.2
Operational2	False Holdup Alarm-Accidental Trip	0	7	1.3	9.1	1	7	1.3	9.1
	False Alarm -Others	18	127	1.3	165.1	4	88	1.3	114.4
	False Alarm - Cancelled	0	1	1.3	1.3	0	1	1.3	1.3
	Keep the Peace	4	46	1.3	59.8	3	29	1.3	37.7
	911 call / 911 hang up	0	23	1.3	29.9	5	37	1.3	48.1
	911 call - Dropped Cell	1	21	1.3	27.3	1	24	1.3	31.2
	Total	23	225	1.3	292.5	14	186	1.3	241.8
Traffic	MVC (MOTOR VEHICLE COLLISION) -Master code	0	1	3.4	3.4	0	2	3.4	6.8
	MVC - Personal Injury (MOTOR VEHICLE COLLISION)	0	9	3.4	30.6	1	17	3.4	57.8
	MVC - Prop. Dam. Non Reportable	1	31	3.4	105.4	2	31	3.4	105.4
	MVC - Prop. Dam. Reportable (MOTOR VEHICLE COLLISION)	8	84	3.4	285.6	6	62	3.4	210.8
	MVC - Prop. Dam. Failed to Remain (MOTOR VEHICLE COLLISION)	0	8	3.4	27.2	0	11	3.4	37.4
	MVC - Pers. Inj. Failed To Remain (MOTOR VEHICLE COLLISION)	0	1	3.4	3.4	0	1	3.4	3.4
	MVC - Fatal (MOTOR VEHICLE COLLISION)	0	1	3.4	3.4	1	2	3.4	6.8
	MVC - Others (MOTOR VEHICLE COLLISION)	0	3	3.4	10.2	0	1	3.4	3.4
	Total	9	138	3.4	469.2	10	127	3.4	431.8
Total	121	1,794		8,219.8	149	2,061		9,560.3	

Note to Detachment Commanders:

- The content of each report is to be shared by the Detachment Commander only with the municipality for which it was generated. The municipality may treat this as a public document and distribute it as they wish.
- All data is sourced from the Niche RMS application. Included are 'reported' occurrences (actuals and unfounded occurrences) for 'billable' occurrences ONLY. Data is refreshed on a weekly basis.
- The Traffic category includes motor vehicle collision (MVC) occurrences entered into Niche (UCR code 8521). MVCs are NOT sourced



Calls For Service (CFS) Billing Summary Report

Municipality of South Huron December - 2021

from the eCRS application for this report.

- Only the primary violation is counted within an occurrence.
- Time standards displayed are for the 2021 billing period.

Note to Municipalities:

- Data contained within this report is dynamic in nature and numbers will change over time as the Ontario Provincial Police continues to investigate and solve crime.
- This report is NOT to be used for crime trend analysis as not all occurrences are included.
- Data groupings within this report do not match traditional crime groupings seen in other public reports such as the OPP Police Services Board reports or Statistics Canada reporting.