

SOUTH HURON POLICE SERVICES BOARD

Remote Electronic Meeting – 4:05 pm
Tuesday, December 14, 2021

AGENDA

1. Call to Order and Welcome
2. Disclosure of Pecuniary Interest and General Nature thereof
3. Changes/Additions to the Agenda
4. Approval of the Agenda
5. Approval of Minutes of previous meeting
6. O.P.P. Report
7. Delegations
 - None
8. Community Safety and Well-being Plan
 - Next Steps
9. Correspondence
 - BIA – Sharing concerns
 - Municipality of South Huron – Laura O'Rourke, Community Developer, Huron Perth Public Health – Implementation of Community Safety and Well-Being Plan and partnership opportunity
10. New Business
 - Participation in Santa Claus Parade
 - OAPSB Zone 5 Meeting – December 14, 2021 – 9:30 am
11. Unfinished Business
 - Policing and Safety Tag Lines
12. Date of Next Meeting – Tuesday, January 11, 2022
13. Adjournment



SOUTH HURON POLICE SERVICES BOARD

Remote Electronic Meeting
Tuesday, November 9, 2021 – 4:05 pm

Members Present

Chair	Jim Dietrich
Vice Chair	Mark Hartman
Member	Dave Frayne
OPP	Inspector Jason Younan
OPP	Acting Staff Sgt Corrie Trewartha
OPP	Acting Staff Sgt Lynn McNichol
Director of Legislative Services/Clerk	Rebekah Msuya-Collison
Recording Secretary	Jo-Anne Fields

1. Call to Order & Welcome

Chair Jim Dietrich called the meeting to order at 4:05 pm and welcomed the members to the meeting, thanking them for their commitment to policing in South Huron. Warm welcome to South Huron Director of Legislative Services/Clerk Rebekah Msuya-Collison and Acting Staff Sgt Lynn McNichol.

2. Disclosure of Pecuniary Interest and General Nature Thereof

- None declared

3. Changes/Additions to the Agenda

- No changes/additions to the Agenda

4. Approval of the Agenda

Motion – 42/11/21

Moved by: Dave Frayne
Seconded by: Mark Hartman

“That the Agenda be approved as circulated.”

Disposition: Carried

5. Approval of the Minutes

Motion – 43/11/21

Moved by: Mark Hartman
Seconded by: Dave Frayne

“That the minutes of October 12, 2021 meeting be approved as circulated.”

Disposition: Carried

6. O.P.P. Report

- Detailed report for October was distributed prior to the meeting for review and to allow for effective discussion at the Board meeting
- Inspector Jason Younan provided a comprehensive overview and explanation of the report
- Violent crime – dramatic increase year over year which is a troubling trend – feels it is linked to drug issues and mental health – Officers support victims and provide a level of comfort, working hand in hand with Victim Services
- Property crime are down this month
- Frauds – education is key and appears to be effective
- Possession charges – provided a brief explanation
- Inspector Younan reviewed and provided explanation to the clearance rates
- On line criminal record check is being done locally – not on line to date
- Traffic stats – appears to be dramatically increased, however it is not as it is directly linked to the new Etickets and reporting
- RIDE program increasing – proactive policing
- Focus patrol – Etickets – logged electronically – 99 tickets issued and 20 warnings
- Will continue focus patrols in Crediton area – Highway Safety Division are also patrolling this area – 21 hours were earmarked towards Crediton
- Albert Street – Focus patrol – no violations while police were in attendance
- Calls for Service billing details – hours are down at present
- Property crimes are trending down
- Highway Safety Division has been conducting motorcycle patrols in Crediton – sharing a few good news stories as noted below
- As a follow up from Officers patrolling in Crediton - There were numerous citizens that waved and engaged in police presence, especially when traffic stops occurred while the school buses were dropping off children. One area of significance is entering the town from the west as the 50 km/h zone appears to be far out, however on the south side, houses begin and they have small children. Below is an incredibly humbling experience and makes Officers proud to serve small communities like Crediton

- While running Radar, 2 young local teenagers approached myself, thanked me for being in their town and for my service while giving me a Tim Horton Coffee. Note that there is no Tim Horton's anywhere near, so they went to get it as they had milk and sugar in a separate bag because they said they didn't know how the Officer took it
- Soon after that, the school buses dropped off the children in the town and 2 children approached me with their mother. A little girl said she is not allowed to make coffee because it is hot water, so she gave me a ginger ale and thanked me for being there for her and her brother.
- We spoke about traffic issues in her town among other concerns. Upon returning to the station, the following email was waiting ... Thank you for allowing my children ages 9 and 6 the opportunity to sit on your motorcycle and get a photo with you. What an amazing experience you have given them, they can't wait to tell their dad when he gets home from work. Thank you for your amazing kindness, friendliness and most of all ability to put a smile on the kids face! Thank you for the stellar service in CREDITON; you have stopped so many speeders since I noticed your motorcycle yesterday afternoon. As a mom with young kids and a community member, it makes me happy to see that people are being held accountable for their actions and the streets are a little safer tonight! Thank you again for all of your hard work, stay safe and we hope to see you again soon. There is always a cold pop waiting here for you.
- The Board appreciated these good news stories being shared by Inspector Younan and thanked the Officers for their dedication and service to the community
- Chair Dietrich thanked Inspector Younan for providing the overview and explanation to the Board

Motion – 44/11/21

Moved by: Dave Frayne
Seconded by: Mark Hartman

“That the O.P.P. Report be received as presented.”

Disposition: Carried

7. Delegations

- Chair Dietrich welcomed Rebekah Msuya-Collison, Director of Legislative Services/Clerk to the meeting and thanked her for her contribution and assistance in creating the document
- Rebekah was invited to the meeting to provide a quick overview of the Community Safety and Well-Being Plan and to discuss options to move forward
- The CSWB Plan was provided to the Solicitor General prior to the deadline
- Most of the requirements have already been met
- Next step will be to establish measures to monitor and implement the Plan

- Four priority areas have been identified in the Plan – all are huge topics and was suggested that the Board pick one of the priorities to focus on with the assistance of the engagement of community partners
- Below is an overview of the discussion at the Board meeting presented by Rebekah
- Current status
 - Adoption of the Plan/Submission to Solicitor General
 - Plan on Municipal Website
- Huron County Priority Areas
 - Mental Health and Addictions
 - Housing Stability and Homelessness
 - Domestic and Family Violence
 - Community Security
- Working Group Update
 - Broad Oversight Committee not required and each municipality determine own priorities (spring)
 - Meeting monthly for now
 - Ontario Health Team Mental Health and Addictions Table, United Way/SRPC
- Next Steps
 - Current Legislative/Financial Framework
 - Police Services Board to determine what role they will play in updating the Plan for South Huron
 - Implementation Plan and update to Council for their consideration
- Some initiatives or focuses that may or are already in the community, that the Board could dovetail may be:
 - Food insecurity
 - Homelessness
 - Mental health
 - Vulnerability in early development/Safety at school
 - Diversity and inclusion (community belonging/neighbourhood cohesion)
 - Physical activity
 - Crime rate monitoring
 - Walking after dark (safety)
 - Motor vehicle safety
 - Older adults living alone
- A lengthy discussion followed the wholesome presentation
- The Plan doesn't have to be something the Board doesn't already do and possibly little tweaks could make a big impact – begin small and broaden the reach from there
- Suggested to begin that the Board could invite different delegations to their meetings to learn what their challenges are and to see if they can make connections or assist in some way and then communicating this information to Council and the Community
- The purpose of the Plan to establish a roadmap for how partners can collaborate for a safer, more inclusive, resilient community.
- Municipal website, BIA and United Way could be effective tools to provide communication, education and awareness to the community

- Inspector Younan suggested that grant funding may be available to assist with specific projects – example for security purposes
- OPP will help from a policing standpoint
- Further discussion will be had to determine who will take the lead on this Project and what stakeholders will be involved – all areas of South Huron to be included
- Agenda item for the December meeting
- Chair Dietrich thanked Rebekah Msuya-Collison, Director of Legislative Services/Clerk for her attendance at the meeting and for providing a comprehensive and knowledgeable presentation of the Community Safety and Well-Being Plan and steps in moving forward with this document

8. Community Safety and Well-Being Plan

- As provided in the discussion above

9. Correspondence

- Municipality of South Huron – Solicitor General – Community Safety and Well-Being Plan has been submitted and published

10. New Business

- OAPSB Zone 5 Meeting – Tuesday, December 14, 2021 – 9:30 am – Will be held virtually
- Santa Claus Parade – November 20, 2021 – 6 pm – Member Frayne to take the lead on this

11. Unfinished Business

- Safety tag lines – roll out after COVID-19

12. Date of Next Meeting

Next meeting of the Police Service Board will be held at the South Huron Municipal Office on Tuesday, December 14, 2021 at 4:05 pm or at the call of the Chair.

13. Adjournment

Motion – 45/11/21

Moved by: Mark Hartman
Seconded by: Dave Frayne

“That the meeting be adjourned at 4:50 pm.”

Disposition: Carried

Chair – J. Dietrich

Recording Secretary – J. Fields

Date

DRAFT

SOUTH HURON POLICE SERVICES BOARD REPORT



DECEMBER

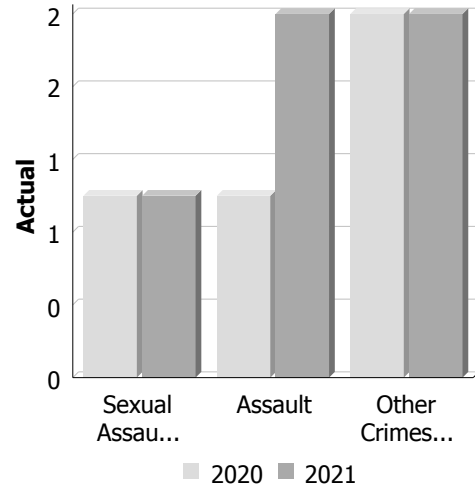
2021

Inspector Jason Younan– Detachment Commander

**Police Services Board Report for Municipality of South Huron
Records Management System
November - 2021**

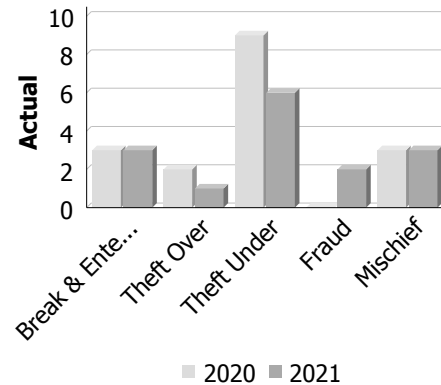
Violent Crime

Actual	November			Year to Date - November		
	2020	2021	% Change	2020	2021	% Change
Murder	0	0	--	0	0	--
Other Offences Causing Death	0	0	--	0	0	--
Attempted Murder	0	0	--	0	0	--
Sexual Assault	1	1	0.0%	9	10	11.1%
Assault	1	2	100.0%	35	47	34.3%
Abduction	0	0	--	1	1	0.0%
Robbery	0	0	--	1	1	0.0%
Other Crimes Against a Person	2	2	0.0%	21	18	-14.3%
Total	4	5	25.0%	67	77	14.9%



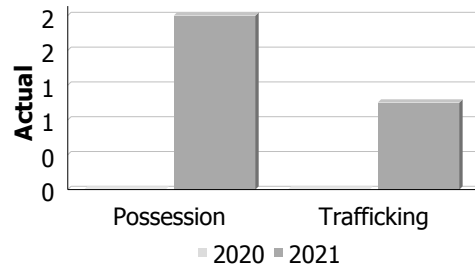
Property Crime

Actual	November			Year to Date - November		
	2020	2021	% Change	2020	2021	% Change
Arson	0	0	--	0	0	--
Break & Enter	3	3	0.0%	34	49	44.1%
Theft Over	2	1	-50.0%	20	14	-30.0%
Theft Under	9	6	-33.3%	117	65	-44.4%
Have Stolen Goods	0	0	--	9	2	-77.8%
Fraud	0	2	--	50	47	-6.0%
Mischief	3	3	0.0%	46	45	-2.2%
Total	17	15	-11.8%	276	222	-19.6%



Drug Crime

Actual	November			Year to Date - November		
	2020	2021	% Change	2020	2021	% Change
Possession	0	2	--	3	9	200.0%
Trafficking	0	1	--	2	2	0.0%
Importation and Production	0	0	--	0	0	--
Total	0	3	--	5	11	120.0%



Detachment: 6G - HURON

Location code(s): 6G00 - HURON

Area code(s): 6119 - Municipality of South Huron

Data source date: 2021/11/27

Report Generated by: Younan, Jason

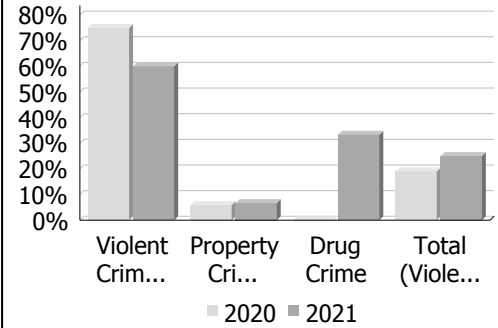
Report Generated on:

Dec 3, 2021 2:09:01 PM

PP-CSC-Operational Planning-4300

**Police Services Board Report for Municipality of South Huron
Records Management System
November - 2021**

Clearance Rate						
Clearance Rate	November			Year to Date - November		
	2020	2021	Difference	2020	2021	Difference
Violent Crime	75.0%	60.0%	-15.0%	67.2%	58.4%	-8.7%
Property Crime	5.9%	6.7%	0.8%	16.7%	11.7%	-5.0%
Drug Crime	--	33.3%	--	80.0%	63.6%	-16.4%
Total (Violent, Property & Drug)	19.0%	25.0%	6.0%	29.3%	26.6%	-2.8%



Data contained within this report is dynamic in nature and numbers will change over time as the Ontario Provincial Police continue to investigate and solve crime.

Data Utilized

- Major Crimes
- Niche RMS All Offence Level Business Intelligence Cube

Detachment: 6G - HURON

Location code(s): 6G00 - HURON

Area code(s): 6119 - Municipality of South Huron

Data source date:

2021/11/27

Report Generated by:

Younan, Jason

Report Generated on:

Dec 3, 2021 2:09:01 PM

PP-CSC-Operational Planning-4300

SOUTH HURON – TRAFFIC STATISTICS NOV 2021

Offence	Nov 2020	Nov 2021	% Change
Traffic Complaint	19	41	115.79
MVC Reportable	12	17	41.67
Traffic Hazard	14	12	-14.29
RIDE	12	9	-25
MVC Non-Report.	5	1	-80
Traffic Enforcement	0	4	400
Impaired/Over 80	0	3	300
Dangerous Operation	0	0	0
Fail To Remain	0	0	0
Other CC Drive	0	0	0
Total UCR Violations	54	74	37.04

SOUTH HURON – FOCUSED PATROLS

Vaccination Clinics – Daily patrols of clinics being conducted to enhance security and ensure situational awareness in Huron County.

2021 FESTIVE RIDE underway in the municipality of South Huron and across Huron County.



Calls For Service (CFS) Billing Summary Report

Municipality of South Huron November - 2021

Billing Categories <i>(Billing categories below do not match traditional crime groupings)</i>		2021				2020			
		November	Year to Date	Time Standard	Year To Date Weighted Hours	November	Year to Date	Time Standard	Year To Date Weighted Hours
Violent Criminal Code	Sexual Assault	1	10	16.0	160.0	0	3	16.0	48.0
	Sexual Interference	0	1	16.0	16.0	0	5	16.0	80.0
	Invitation to Sexual Touching	0	2	16.0	32.0	0	0		0.0
	Sexual Exploitation	0	0		0.0	1	1	16.0	16.0
	Non-Consensual Distribution of Intimate Images	0	0		0.0	0	2	16.0	32.0
	Aggravated Assault-Level 3	0	0		0.0	0	2	16.0	32.0
	Assault With Weapon or Causing Bodily Harm-Level 2	1	14	16.0	224.0	0	9	16.0	144.0
	Assault-Level 1	1	32	16.0	512.0	2	27	16.0	432.0
	Assault Peace Officer	0	1	16.0	16.0	0	1	16.0	16.0
	Assault Peace Officer w/weapon Bodily Harm	0	1	16.0	16.0	0	0		0.0
	Criminal Negligence: Bodily Harm	0	0		0.0	0	1	16.0	16.0
	Forcible confinement	0	1	16.0	16.0	0	1	16.0	16.0
	Robbery, With Threat of Violence	0	0		0.0	0	1	16.0	16.0
	Robbery - Other	0	1	16.0	16.0	0	0		0.0
	Extortion	0	1	16.0	16.0	0	0		0.0
	Criminal Harassment	0	9	16.0	144.0	1	9	16.0	144.0
	Indecent/Harassing Communications	1	3	16.0	48.0	0	4	16.0	64.0
	Utter Threats -Master code	0	1	16.0	16.0	0	0		0.0
	Utter Threats to Person	1	9	16.0	144.0	2	11	16.0	176.0
	Utter Threats to Person -Police Officer	0	0		0.0	0	1	16.0	16.0
Total	5	86	16.0	1,376.0	6	78	16.0	1,248.0	
Property Crime Violations	Break & Enter	4	52	6.5	338.0	4	39	6.5	253.5
	Unlawful in a dwelling house	0	0		0.0	0	1	6.5	6.5
	Break & Enter - Firearms	0	0		0.0	0	2	6.5	13.0
	Theft Over - Farm Agricultural Produce	0	0		0.0	0	1	6.5	6.5
	Theft Over - Trailers	0	1	6.5	6.5	0	1	6.5	6.5
	Theft Over - Other Theft	0	2	6.5	13.0	0	0		0.0



Calls For Service (CFS) Billing Summary Report

Municipality of South Huron November - 2021

Billing Categories <i>(Billing categories below do not match traditional crime groupings)</i>		2021				2020			
		November	Year to Date	Time Standard	Year To Date Weighted Hours	November	Year to Date	Time Standard	Year To Date Weighted Hours
Property Crime Violations	Theft of - Mail	0	0		0.0	0	1	6.5	6.5
	Theft FROM Motor Vehicle Over \$5,000	0	2	6.5	13.0	0	0		0.0
	Theft of Motor Vehicle	1	7	6.5	45.5	0	8	6.5	52.0
	Theft of - Automobile	0	0		0.0	1	1	6.5	6.5
	Theft of - Trucks	0	2	6.5	13.0	0	3	6.5	19.5
	Theft of - Motorcycles	0	0		0.0	1	1	6.5	6.5
	Theft of - Snow Vehicles	0	1	6.5	6.5	0	0		0.0
	Theft of - All Terrain Vehicles	0	1	6.5	6.5	0	2	6.5	13.0
	Theft of - Farm Vehicles	0	0		0.0	0	2	6.5	13.0
	Theft of - Construction Vehicles	0	1	6.5	6.5	0	1	6.5	6.5
	Theft of - Other Motor Vehicles	0	0		0.0	0	1	6.5	6.5
	Theft Under -master code	0	3	6.5	19.5	1	9	6.5	58.5
	Theft under - Farm Equipment	0	1	6.5	6.5	0	0		0.0
	Theft Under - Construction Site	1	1	6.5	6.5	0	1	6.5	6.5
	Theft under - Bicycles	0	9	6.5	58.5	1	6	6.5	39.0
	Theft under - Building	0	0		0.0	0	1	6.5	6.5
	Theft under - Persons	0	0		0.0	0	1	6.5	6.5
	Theft under - Trailers	0	3	6.5	19.5	0	1	6.5	6.5
	Theft under - Other Theft	4	25	6.5	162.5	4	51	6.5	331.5
	Theft under - Boat (Vessel)	0	0		0.0	0	1	6.5	6.5
	Theft Under - Gasoline Drive-off	0	13	6.5	84.5	4	28	6.5	182.0
	Theft FROM Motor Vehicle Under \$5,000	1	15	6.5	97.5	0	24	6.5	156.0
	Theft Under \$5,000 [SHOPLIFTING]	1	4	6.5	26.0	0	9	6.5	58.5
	Trafficking in Stolen Goods over \$5,000 (incl. possession wi	0	0		0.0	0	1	6.5	6.5
	Possession of Stolen Goods over \$5,000	0	1	6.5	6.5	0	1	6.5	6.5
	Possession of Stolen Goods under \$5,000	0	1	6.5	6.5	0	7	6.5	45.5
Fraud -Master code	0	9	6.5	58.5	0	3	6.5	19.5	



Calls For Service (CFS) Billing Summary Report

Municipality of South Huron November - 2021

Billing Categories <i>(Billing categories below do not match traditional crime groupings)</i>		2021				2020			
		November	Year to Date	Time Standard	Year To Date Weighted Hours	November	Year to Date	Time Standard	Year To Date Weighted Hours
Property Crime Violations	Fraud - Steal/Forge/Poss./ Use Credit Card	0	3	6.5	19.5	0	4	6.5	26.0
	Fraud - False Pretence <= \$5,000	0	0		0.0	0	1	6.5	6.5
	Fraud - Forgery & Uttering	0	2	6.5	13.0	0	1	6.5	6.5
	Fraud - Account closed	0	0		0.0	0	1	6.5	6.5
	Fraud -Money/ property/security > \$5,000	0	8	6.5	52.0	0	2	6.5	13.0
	Fraud -Money/ property/security <= \$5,000	2	11	6.5	71.5	0	18	6.5	117.0
	Fraud - Transportation	0	1	6.5	6.5	0	0		0.0
	Fraud - Welfare benefits	0	1	6.5	6.5	0	0		0.0
	Fraud - Other	0	11	6.5	71.5	0	18	6.5	117.0
	Personation with Intent (fraud)	0	1	6.5	6.5	0	0		0.0
	Fraud - False Pretence > \$5,000	0	1	6.5	6.5	0	0		0.0
	Identity Fraud	0	1	6.5	6.5	0	4	6.5	26.0
	Mischief - master code	3	42	6.5	273.0	3	47	6.5	305.5
	Interfere with lawful use, enjoyment of property	0	3	6.5	19.5	0	2	6.5	13.0
	Property Damage	2	7	6.5	45.5	0	2	6.5	13.0
	Total	19	246	6.5	1,599.0	19	308	6.5	2,002.0
Other Criminal Code Violations (Excluding traffic)	Possess Firearm while prohibited	0	1	7.8	7.8	0	0		0.0
	Offensive Weapons-Possession of Weapons	0	0		0.0	0	4	7.8	31.2
	Offensive Weapons-Other Offensive Weapons	0	2	7.8	15.6	0	0		0.0
	Offensive Weapons-Other Weapons Offences	0	0		0.0	0	1	7.8	7.8
	Bail Violations - Master code	0	0		0.0	0	1	7.8	7.8
	Bail Violations - Fail To Comply	4	27	7.8	210.6	2	30	7.8	234.0
	Bail Violations - Others	0	0		0.0	1	2	7.8	15.6



Calls For Service (CFS) Billing Summary Report

Municipality of South Huron November - 2021

Billing Categories <i>(Billing categories below do not match traditional crime groupings)</i>		2021				2020			
		November	Year to Date	Time Standard	Year To Date Weighted Hours	November	Year to Date	Time Standard	Year To Date Weighted Hours
Other Criminal Code Violations (Excluding traffic)	Bail Violations - Recognizance	0	5	7.8	39.0	0	0		0.0
	Counterfeit Money - Master code	0	1	7.8	7.8	0	0		0.0
	Possession Of Counterfeit Money	0	0		0.0	0	3	7.8	23.4
	Uttering Counterfeit Money	0	0		0.0	0	1	7.8	7.8
	Counterfeit Money - Others	0	0		0.0	0	1	7.8	7.8
	Disturb the Peace	0	4	7.8	31.2	0	6	7.8	46.8
	Indecent acts -Master code	0	0		0.0	0	2	7.8	15.6
	Indecent acts -Other	0	1	7.8	7.8	0	1	7.8	7.8
	Child Pornography - Possess child pornography	0	0		0.0	0	1	7.8	7.8
	Child Pornography - Making or distributing	0	0		0.0	1	2	7.8	15.6
	Obstruct Public Peace Officer	0	1	7.8	7.8	0	1	7.8	7.8
	Trespass at Night	1	1	7.8	7.8	0	3	7.8	23.4
	Fail to Attend Court	0	0		0.0	0	3	7.8	23.4
	Breach of Probation	2	8	7.8	62.4	1	11	7.8	85.8
	Public mischief - mislead peace officer	0	0		0.0	0	1	7.8	7.8
	Libel - Defamatory	0	1	7.8	7.8	0	0		0.0
	Animals - Cruelty	0	0		0.0	0	1	7.8	7.8
	False Fire Alarm (C.C. Charge)	0	1	7.8	7.8	0	1	7.8	7.8
	Total	7	53	7.8	413.4	5	76	7.8	592.8
	Drug Possession	Possession Cocaine	1	1	6.5	6.5	0	1	6.5
Possession Other Controlled Drugs and Substance Act		1	4	6.5	26.0	0	2	6.5	13.0
Possession - Methamphetamine (Crystal Meth)		0	4	6.5	26.0	0	1	6.5	6.5
Possession of Opioid (other than heroin)		0	0		0.0	0	4	6.5	26.0
DRUG Operation - Master Code		0	0		0.0	0	1	6.5	6.5
Drug related occurrence		0	7	6.5	45.5	0	10	6.5	65.0
Total		2	16	6.5	104.0	0	19	6.5	123.5



Calls For Service (CFS) Billing Summary Report

Municipality of South Huron November - 2021

Billing Categories <i>(Billing categories below do not match traditional crime groupings)</i>		2021				2020			
		November	Year to Date	Time Standard	Year To Date Weighted Hours	November	Year to Date	Time Standard	Year To Date Weighted Hours
Drugs	Trafficking Other Controlled Drugs and Substance Act	1	2	45.9	91.8	0	1	45.9	45.9
	Trafficking - Methamphetamine (Crystal Meth)	0	0		0.0	0	1	45.9	45.9
	Trafficking û Opioid (other than heroin)	0	1	45.9	45.9	0	2	45.9	91.8
	Total	1	3	45.9	137.7	0	4	45.9	183.6
Statutes & Acts	Landlord/Tenant	1	22	3.4	74.8	1	15	3.4	51.0
	Mental Health Act	4	43	3.4	146.2	5	43	3.4	146.2
	Mental Health Act - No contact with Police	0	3	3.4	10.2	0	3	3.4	10.2
	Mental Health Act - Attempt Suicide	0	8	3.4	27.2	1	10	3.4	34.0
	Mental Health Act - Threat of Suicide	1	16	3.4	54.4	3	37	3.4	125.8
	Mental Health Act - Voluntary Transport	2	14	3.4	47.6	1	18	3.4	61.2
	Mental Health Act - Placed on Form	1	4	3.4	13.6	1	16	3.4	54.4
	Mental Health Act - Apprehension	0	11	3.4	37.4	3	6	3.4	20.4
	Trespass To Property Act	1	55	3.4	187.0	3	41	3.4	139.4
	Total	10	176	3.4	598.4	18	189	3.4	642.6
Operational	Animal -Master code	0	2	3.6	7.2	0	0		0.0
	Animal - Left in Vehicle	0	1	3.6	3.6	0	2	3.6	7.2
	Animal Rabid	0	0		0.0	0	2	3.6	7.2
	Animal Bite	0	1	3.6	3.6	0	2	3.6	7.2
	Animal Stray	0	6	3.6	21.6	1	16	3.6	57.6
	Animal Injured	1	3	3.6	10.8	3	16	3.6	57.6
	Animal - Other	1	3	3.6	10.8	0	5	3.6	18.0
	Animal - Dog Owners Liability Act	0	1	3.6	3.6	0	4	3.6	14.4
	Domestic Disturbance	4	60	3.6	216.0	2	46	3.6	165.6
	Suspicious Person	11	169	3.6	608.4	15	197	3.6	709.2
	Homeless Person	0	2	3.6	7.2	0	0		0.0
	Phone -Master code	0	0		0.0	0	3	3.6	10.8
	Phone -Nuisance - No Charges Laid	0	3	3.6	10.8	0	1	3.6	3.6
	Phone -Obscene - No Charges Laid	0	0		0.0	0	1	3.6	3.6
	Phone -Threatening - No Charges Laid	0	0		0.0	0	2	3.6	7.2



Calls For Service (CFS) Billing Summary Report

Municipality of South Huron November - 2021

Billing Categories <i>(Billing categories below do not match traditional crime groupings)</i>		2021				2020			
		November	Year to Date	Time Standard	Year To Date Weighted Hours	November	Year to Date	Time Standard	Year To Date Weighted Hours
Operational	Phone -Other - No Charges Laid	0	0		0.0	0	1	3.6	3.6
	Fire - Building	1	7	3.6	25.2	1	5	3.6	18.0
	Fire - Vehicle	0	4	3.6	14.4	1	2	3.6	7.2
	Fire - Other	0	3	3.6	10.8	2	4	3.6	14.4
	Insecure Condition - Master code	0	3	3.6	10.8	0	7	3.6	25.2
	Insecure Condition - Building	0	1	3.6	3.6	0	0		0.0
	Missing Person - Master code	0	0		0.0	0	2	3.6	7.2
	Missing Person under 12	0	2	3.6	7.2	1	1	3.6	3.6
	Missing Person 12 & older	0	2	3.6	7.2	0	4	3.6	14.4
	Missing Person Located Under 12	0	1	3.6	3.6	0	0		0.0
	Missing Person Located 12 & older	0	2	3.6	7.2	1	9	3.6	32.4
	Noise Complaint - Master code	0	56	3.6	201.6	3	45	3.6	162.0
	Noise Complaint - Vehicle	0	1	3.6	3.6	0	0		0.0
	Noise Complaint - Residence	0	4	3.6	14.4	0	1	3.6	3.6
	Noise Complaint - Animal	0	1	3.6	3.6	0	1	3.6	3.6
	Noise Complaint - Others	0	3	3.6	10.8	0	4	3.6	14.4
	Accident - non-MVC - Master code	0	1	3.6	3.6	0	1	3.6	3.6
	Accident - non-MVC - Construction Site	0	1	3.6	3.6	0	0		0.0
	Accident -non MVC - Others	0	0		0.0	0	1	3.6	3.6
	Found Property - Master code	7	37	3.6	133.2	4	57	3.6	205.2
	Found - License Plate	0	1	3.6	3.6	0	1	3.6	3.6
	Found-Personal Accessories	0	2	3.6	7.2	1	6	3.6	21.6
	Found-Household Property	0	2	3.6	7.2	0	3	3.6	10.8
	Found-Machinery & Tools	0	1	3.6	3.6	0	2	3.6	7.2
	Found-Bicycles	0	0		0.0	0	2	3.6	7.2
	Found-Others	0	2	3.6	7.2	0	4	3.6	14.4



Calls For Service (CFS) Billing Summary Report

Municipality of South Huron November - 2021

Billing Categories <i>(Billing categories below do not match traditional crime groupings)</i>		2021				2020			
		November	Year to Date	Time Standard	Year To Date Weighted Hours	November	Year to Date	Time Standard	Year To Date Weighted Hours
Operational	Lost Property -Master code	1	5	3.6	18.0	2	9	3.6	32.4
	Lost License Plate	0	2	3.6	7.2	0	0		0.0
	Lost-Domestic Appliances	0	1	3.6	3.6	0	0		0.0
	Lost-Personal Accessories	0	2	3.6	7.2	0	3	3.6	10.8
	Lost-Household Property	0	0		0.0	0	1	3.6	3.6
	Lost-Jewellery	0	1	3.6	3.6	0	0		0.0
	Lost-Others	0	3	3.6	10.8	1	2	3.6	7.2
	Sudden Death - Suicide	0	1	3.6	3.6	0	1	3.6	3.6
	Sudden Death - Natural Causes	2	19	3.6	68.4	0	11	3.6	39.6
	Sudden Death - Others	0	0		0.0	0	2	3.6	7.2
	Sudden Death - Apparent Overdose-Overdose	0	0		0.0	0	2	3.6	7.2
	Suspicious Vehicle	3	42	3.6	151.2	6	80	3.6	288.0
	Trouble with Youth	1	23	3.6	82.8	2	13	3.6	46.8
	Vehicle Recovered - Automobile	0	1	3.6	3.6	1	5	3.6	18.0
	Vehicle Recovered - Trucks	0	1	3.6	3.6	0	0		0.0
	Vehicle Recovered - Motorcycles	0	0		0.0	0	1	3.6	3.6
	Vehicle Recovered - Other	0	0		0.0	0	1	3.6	3.6
	Unwanted Persons	1	44	3.6	158.4	3	32	3.6	115.2
	Neighbour Dispute	0	26	3.6	93.6	3	42	3.6	151.2
	Bomb Threat	0	1	3.6	3.6	0	0		0.0
	By-Law -Master code	0	4	3.6	14.4	0	1	3.6	3.6
	Noise By-Law	0	0		0.0	0	2	3.6	7.2
	Other Municipal By-Laws	0	8	3.6	28.8	0	11	3.6	39.6
	Fireworks By-Law	0	0		0.0	0	2	3.6	7.2
	Traffic By-Law	0	0		0.0	1	3	3.6	10.8
	Assist Fire Department	0	7	3.6	25.2	0	3	3.6	10.8
	Assist Public	9	118	3.6	424.8	14	215	3.6	774.0
	Distressed/Overdue Motorist	0	1	3.6	3.6	0	1	3.6	3.6
	Family Dispute	0	42	3.6	151.2	3	46	3.6	165.6



Calls For Service (CFS) Billing Summary Report

Municipality of South Huron November - 2021

Billing Categories <i>(Billing categories below do not match traditional crime groupings)</i>		2021				2020			
		November	Year to Date	Time Standard	Year To Date Weighted Hours	November	Year to Date	Time Standard	Year To Date Weighted Hours
Operational	Total	42	740	3.6	2,664.0	71	949	3.6	3,416.4
Operational2	False Holdup Alarm-Accidental Trip	1	7	1.3	9.1	2	6	1.3	7.8
	False Alarm -Others	9	104	1.3	135.2	8	84	1.3	109.2
	False Alarm - Cancelled	1	1	1.3	1.3	0	1	1.3	1.3
	Keep the Peace	0	42	1.3	54.6	1	26	1.3	33.8
	911 call / 911 hang up	2	23	1.3	29.9	4	32	1.3	41.6
	911 call - Dropped Cell	1	20	1.3	26.0	1	23	1.3	29.9
	Total	14	197	1.3	256.1	16	172	1.3	223.6
Traffic	MVC (MOTOR VEHICLE COLLISION) -Master code	0	1	3.4	3.4	0	2	3.4	6.8
	MVC - Personal Injury (MOTOR VEHICLE COLLISION)	0	9	3.4	30.6	3	16	3.4	54.4
	MVC - Prop. Dam. Non Reportable	1	30	3.4	102.0	6	29	3.4	98.6
	MVC - Prop. Dam. Reportable (MOTOR VEHICLE COLLISION)	11	73	3.4	248.2	6	56	3.4	190.4
	MVC - Prop. Dam. Failed to Remain (MOTOR VEHICLE COLLISION)	1	8	3.4	27.2	2	11	3.4	37.4
	MVC - Pers. Inj. Failed To Remain (MOTOR VEHICLE COLLISION)	0	1	3.4	3.4	0	1	3.4	3.4
	MVC - Fatal (MOTOR VEHICLE COLLISION)	0	1	3.4	3.4	0	1	3.4	3.4
	MVC - Others (MOTOR VEHICLE COLLISION)	1	3	3.4	10.2	0	1	3.4	3.4
	Total	14	126	3.4	428.4	17	117	3.4	397.8
Total	114	1,643		7,577.0	152	1,912		8,830.3	

Note to Detachment Commanders:

- The content of each report is to be shared by the Detachment Commander only with the municipality for which it was generated. The municipality may treat this as a public document and distribute it as they wish.
- All data is sourced from the Niche RMS application. Included are 'reported' occurrences (actuals and unfounded occurrences) for 'billable' occurrences ONLY. Data is refreshed on a weekly basis.
- The Traffic category includes motor vehicle collision (MVC) occurrences entered into Niche (UCR code 8521). MVCs are NOT sourced from the eCRS application for this report.
- Only the primary violation is counted within an occurrence.
- Time standards displayed are for the 2021 billing period.



Calls For Service (CFS) Billing Summary Report

Municipality of South Huron
November - 2021

Note to Municipalities:

- Data contained within this report is dynamic in nature and numbers will change over time as the Ontario Provincial Police continues to investigate and solve crime.
- This report is NOT to be used for crime trend analysis as not all occurrences are included.
- Data groupings within this report do not match traditional crime groupings seen in other public reports such as the OPP Police Services Board reports or Statistics Canada reporting.