

SOUTH HURON POLICE SERVICES BOARD

Remote Electronic Meeting – 4:05 pm
Tuesday, May 11, 2021

AGENDA

1. Call to Order and Welcome
2. Disclosure of Pecuniary Interest and General Nature thereof
3. Changes/Additions to the Agenda
4. Approval of the Agenda
5. Approval of Minutes of previous meeting
6. O.P.P. Report
7. Delegations
8. Community Safety and Well-being Plan
 - Update
9. Correspondence
 - BIA – Exeter Patrol Request – Main Street Alleyways
10. New Business
 - OAPSB Zone 5 Virtual Meeting – Tuesday, June 8, 2021 – 9:30 am
 - Public Appointments Secretariat eLearning program – Dave Frayne
11. Unfinished Business
 - Policing and Safety Tag Lines
12. Date of Next Meeting – Tuesday, June 8, 2021
13. Adjournment



SOUTH HURON POLICE SERVICES BOARD

Remote Electronic Meeting
Tuesday, April 13, 2021 – 4:05 pm

Members Present

Chair	Jim Dietrich
Vice Chair	Mark Hartman
Member	Dave Frayne
OPP	Acting Inspector Wendy Burrow
OPP Regrets	Inspector Jason Younan
Recording Secretary	Jo-Anne Fields

1. Call to Order & Welcome

Chair Jim Dietrich called the meeting to order at 4:05 pm and welcomed the members to the meeting, thanking them for their commitment to policing in South Huron. Warm welcome to Acting Inspector Wendy Burrow.

2. Disclosure of Pecuniary Interest and General Nature Thereof

- None declared

3. Changes/Additions to the Agenda

- Member Frayne – Matter to be discussed under New Business

4. Approval of the Agenda

Motion – 15/04/21

Moved by: Mark Hartman
Seconded by: Dave Frayne

“That the Agenda be approved as circulated.”

Disposition: Carried

5. Approval of the Minutes

Motion – 16/04/21

Moved by: Dave Frayne
Seconded by: Mark Hartman

“That the minutes of March 09, 2021 meeting be approved as circulated.”

Disposition: Carried

6. O.P.P. Report

- Detailed report for March was distributed prior to the meeting for review and to allow for effective discussion at the Board meeting
- Acting Inspector Wendy Burrow provided a comprehensive overview and explanation of the report
- In many areas, violent crime has increased, however this has not been the trend in South Huron
- Property and Drug Crime are down compared to 2020 at this time
- Crime Unit members are doing a great job
- Officers have been proactive with R.I.D.E. programs – very effective use of resources – charges have been laid
- Officers will be back in schools when students can safely return to classroom learning
- South Huron focus patrol – Foot Patrol with the Town of Exeter – 21.25 hours were dedicated to officers on foot patrol – many positive comments were received from the community
- Calls for Service are down from same timeframe last year
- Mental health calls – people still struggling due to the pandemic – proactive work has created positive results
- Chair Dietrich thanked Acting Inspector Wendy Burrow for providing the overview and explanation to the Board membership

Motion – 17/04/21

Moved by: Mark Hartman
Seconded by: Dave Frayne

“That the O.P.P. Report be received as presented.”

Disposition: Carried

7. Delegations

- None

8. Community Safety and Well-Being Plan

- Deadline for completion is July 1, 2021

9. Correspondence

- Office of Lisa Thompson – Notification of appointment of Provincial Representative Dave Frayne – Although Board Chair Dietrich was waiting until the Board could safely meet in person to congratulate member Frayne on his appointment, he felt it appropriate to do so now – intent was to invite Lisa Thompson
- Chair Dietrich and member Hartman congratulated and welcomed member Frayne to the Board – Member Frayne noted that it is a pleasure to have been selected as the Provincial Appointee and that he is enjoying his time on the Board
- Debbie White – President and Mother of Son with PTSD – June is Awareness Month for Post-Traumatic Stress Disorder (PTSD) – Sharing PTSD Assessment Form – note and file
- No other correspondence received

10. New Business

- Provincial member Dave Frayne received an email from the Public Appointment Secretariat, notifying him that the Public Appointments Secretariat (PAS) has launched a new eLearning program for all public appointees
- Training will provide appointee with knowledge on the agency sector, roles and responsibilities as public appointees, including duties and acting in an ethical way
- This training will replace the previous eLearning and in-class training that was offered by PAS
- Mandatory training will take 2 – 3 hours and member Frayne has 30 days to complete
- Will report back to the Board at the May meeting

11. Unfinished Business

- Safety tag lines – roll out after COVID-19
- Follow up from the Exeter BIA – Due to the pandemic, no formal meeting was held
- For effective information sharing, the Police Service Board Secretary forwarded the South Huron Police Services Board OPP Reports from April 2020 to present to the BIA

12. Date of Next Meeting

Next meeting of the Police Service Board will be held at the South Huron Municipal Office on Tuesday, May 11, 2021 at 4:05 pm or at the call of the Chair.

13. Adjournment

Motion – 18/04/21

Moved by: Dave Frayne
Seconded by: Mark Hartman

“That the meeting be adjourned at 4:20 pm.”

Disposition: Carried

Chair – J. Dietrich

Recording Secretary – J. Fields

Date

DRAFT

SOUTH HURON POLICE SERVICES BOARD REPORT



APRIL

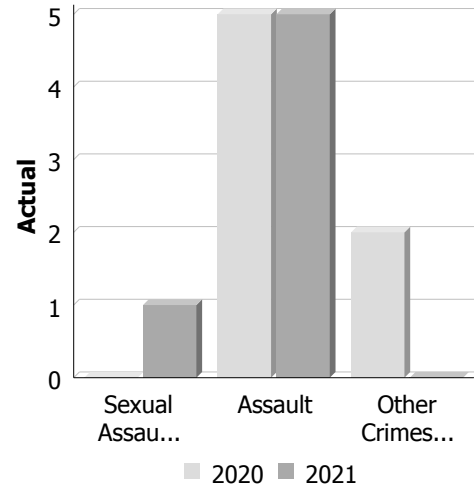
2021

Inspector J. Younan – Detachment Commander

**Police Services Board Report for South Huron
Records Management System
April - 2021**

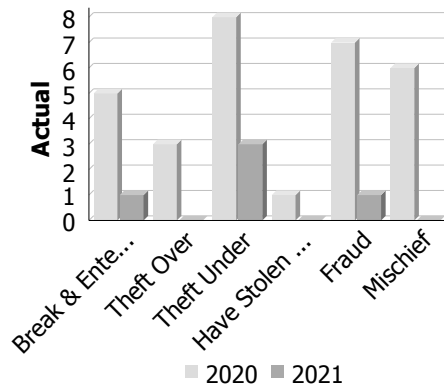
Violent Crime

Actual	April			Year to Date - April		
	2020	2021	% Change	2020	2021	% Change
Murder	0	0	--	0	0	--
Other Offences Causing Death	0	0	--	0	0	--
Attempted Murder	0	0	--	0	0	--
Sexual Assault	0	1	--	0	4	--
Assault	5	5	0.0%	15	15	0.0%
Abduction	0	0	--	0	0	--
Robbery	0	0	--	1	0	-100.0%
Other Crimes Against a Person	2	0	-100.0%	6	3	-50.0%
Total	7	6	-14.3%	22	22	0.0%



Property Crime

Actual	April			Year to Date - April		
	2020	2021	% Change	2020	2021	% Change
Arson	0	0	--	0	0	--
Break & Enter	5	1	-80.0%	11	9	-18.2%
Theft Over	3	0	-100.0%	6	4	-33.3%
Theft Under	8	3	-62.5%	43	15	-65.1%
Have Stolen Goods	1	0	-100.0%	3	0	-100.0%
Fraud	7	1	-85.7%	21	15	-28.6%
Mischief	6	0	-100.0%	16	8	-50.0%
Total	30	5	-83.3%	100	51	-49.0%



Drug Crime

Actual	April			Year to Date - April		
	2020	2021	% Change	2020	2021	% Change
Possession	0	0	--	0	0	--
Trafficking	0	0	--	1	0	-100.0%
Importation and Production	0	0	--	0	0	--
Total	0	0	--	1	0	-100.0%



Clearance Rate

Detachment: 6G - HURON

Location code(s): 6G00 - HURON

Area code(s): 6119 - Municipality of South Huron

Data source date:

2021/05/01

Report Generated by:

Younan, Jason

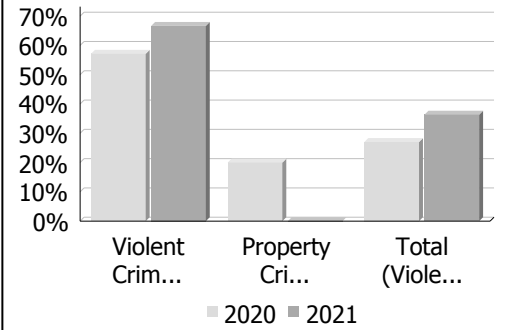
Report Generated on:

May 4, 2021 6:43:40 PM

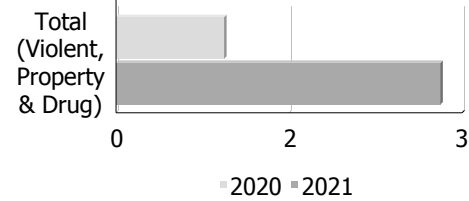
PP-CSC-Operational Planning-4300

**Police Services Board Report for South Huron
Records Management System
April - 2021**

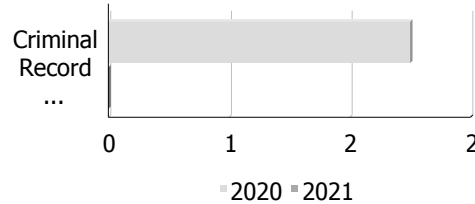
Clearance Rate	April			Year to Date - April		
	2020	2021	Difference	2020	2021	Difference
Violent Crime	57.1%	66.7%	9.5%	54.6%	59.1%	4.5%
Property Crime	20.0%	0.0%	-20.0%	21.0%	9.8%	-11.2%
Drug Crime	--	--	--	100.0%	--	--
Total (Violent, Property & Drug)	27.0%	36.4%	9.3%	29.9%	24.7%	-5.3%



Unfounded						
Unfounded	April			Year to Date - April		
	2020	2021	% Change	2020	2021	% Change
Total (Violent, Property & Drug)	1	3	200.0%	9	9	0.0%



Criminal Record and Vulnerable Sector Screening Checks						
Actual	April			Year to Date - April		
	2020	2021	% Change	2020	2021	% Change
Criminal Record Checks	2	0	-100.0%	52	1	-98.1%
Vulnerable Sector Screening Checks	0	0	--	194	0	-100.0%



Data contained within this report is dynamic in nature and numbers will change over time as the Ontario Provincial Police continue to investigate and solve crime.

Data Utilized

- Major Crimes
- Niche RMS All Offence Level Business Intelligence Cube

Detachment: 6G - HURON

Location code(s): 6G00 - HURON

Area code(s): 6119 - Municipality of South Huron

Data source date:

2021/05/01

Report Generated by:

Younan, Jason

Report Generated on:

May 4, 2021 6:43:40 PM

PP-CSC-Operational Planning-4300

SOUTH HURON – TRAFFIC STATISTICS APRIL 2021

Offence	April 2020	April 2021	% Change	Average
Traffic Complaint	17	21	23.53	19
Traffic Hazard	6	5	-16.67	5.5
MVC Reportable	3	4	33.33	3.5
RIDE	1	5	400	3
Dangerous Operation	2	3	50	2.5
Traffic Enforcement	2	3	50	2.5
MVC Non-Report.	2	1	-50	1.5
Fail To Remain	0	0	0	0
Impaired/Over 80	0	0	0	0
Other CC Drive	0	0	0	0
Total UCR Violations	29	37	27.59	66

SOUTH HURON – FOCUSED PATROLS

FOOT PATROL – Town of Exeter – 1.75 hours. This Focused Patrol ended on April 14th, 2021.



Calls For Service (CFS) Billing Summary Report

Municipality of South Huron April - 2021

Billing Categories <i>(Billing categories below do not match traditional crime groupings)</i>		2021				2020			
		April	Year to Date	Time Standard	Year To Date Weighted Hours	April	Year to Date	Time Standard	Year To Date Weighted Hours
Violent Criminal Code	Sexual Assault	1	5	16.0	80.0	0	0		0.0
	Invitation to Sexual Touching	0	1	16.0	16.0	0	0		0.0
	Assault With Weapon or Causing Bodily Harm-Level 2	3	6	16.0	96.0	1	3	16.0	48.0
	Assault-Level 1	2	9	16.0	144.0	3	12	16.0	192.0
	Criminal Negligence: Bodily Harm	0	0		0.0	1	1	16.0	16.0
	Robbery, With Threat of Violence	0	0		0.0	0	1	16.0	16.0
	Criminal Harassment	0	2	16.0	32.0	0	3	16.0	48.0
	Indecent/Harassing Communications	0	0		0.0	1	2	16.0	32.0
	Utter Threats to Person	0	2	16.0	32.0	2	3	16.0	48.0
	Total	6	25	16.0	400.0	8	25	16.0	400.0
	Property Crime Violations	Break & Enter	2	10	6.5	65.0	5	13	6.5
Unlawful in a dwelling house		0	0		0.0	1	1	6.5	6.5
Break & Enter - Firearms		0	0		0.0	0	1	6.5	6.5
Theft Over - Trailers		0	0		0.0	0	1	6.5	6.5
Theft FROM Motor Vehicle Over \$5,000		0	1	6.5	6.5	0	0		0.0
Theft of Motor Vehicle		0	2	6.5	13.0	1	1	6.5	6.5
Theft of - Snow Vehicles		0	1	6.5	6.5	0	0		0.0
Theft of - All Terrain Vehicles		0	0		0.0	2	2	6.5	13.0
Theft of - Farm Vehicles		0	0		0.0	0	1	6.5	6.5
Theft of - Construction Vehicles		0	1	6.5	6.5	0	1	6.5	6.5
Theft Under -master code		0	1	6.5	6.5	0	1	6.5	6.5
Theft under - Bicycles		1	1	6.5	6.5	1	1	6.5	6.5
Theft under - Building		0	0		0.0	0	1	6.5	6.5
Theft under - Trailers		0	1	6.5	6.5	0	0		0.0
Theft under - Other Theft		1	5	6.5	32.5	2	13	6.5	84.5
Theft Under - Gasoline Drive-off		2	2	6.5	13.0	0	7	6.5	45.5
Theft FROM Motor Vehicle Under \$5,000		1	8	6.5	52.0	3	14	6.5	91.0
Theft Under \$5,000 [SHOPLIFTING]		0	0		0.0	1	9	6.5	58.5
Possession of Stolen Goods over \$5,000		0	0		0.0	0	1	6.5	6.5
Possession of Stolen Goods under \$5,000		0	0		0.0	1	2	6.5	13.0
Fraud -Master code	1	5	6.5	32.5	0	1	6.5	6.5	



Calls For Service (CFS) Billing Summary Report

Municipality of South Huron April - 2021

Billing Categories <i>(Billing categories below do not match traditional crime groupings)</i>		2021				2020			
		April	Year to Date	Time Standard	Year To Date Weighted Hours	April	Year to Date	Time Standard	Year To Date Weighted Hours
Property Crime Violations	Fraud - Steal/Forge/Poss./Use Credit Card	0	2	6.5	13.0	0	1	6.5	6.5
	Fraud - Forgery & Uttering	0	0		0.0	0	1	6.5	6.5
	Fraud -Money/property/ security > \$5,000	0	2	6.5	13.0	0	1	6.5	6.5
	Fraud -Money/property/ security <= \$5,000	0	3	6.5	19.5	3	8	6.5	52.0
	Fraud - Welfare benefits	0	1	6.5	6.5	0	0		0.0
	Fraud - Other	0	1	6.5	6.5	4	8	6.5	52.0
	Personation with Intent (fraud)	0	1	6.5	6.5	0	0		0.0
	Fraud - False Pretence > \$5,000	0	1	6.5	6.5	0	0		0.0
	Identity Fraud	0	0		0.0	0	1	6.5	6.5
	Mischief - master code	0	8	6.5	52.0	6	16	6.5	104.0
	Interfere with lawful use, enjoyment of property	0	0		0.0	1	1	6.5	6.5
	Property Damage	0	1	6.5	6.5	0	1	6.5	6.5
	Total	8	58	6.5	377.0	31	109	6.5	708.5
	Other Criminal Code Violations (Excluding traffic)	Possess Firearm while prohibited	0	1	7.8	7.8	0	0	
Offensive Weapons- Possession of Weapons		0	0		0.0	0	2	7.8	15.6
Bail Violations -Master code		0	0		0.0	1	1	7.8	7.8
Bail Violations - Fail To Comply		1	11	7.8	85.8	3	10	7.8	78.0
Bail Violations - Others		0	0		0.0	1	1	7.8	7.8
Bail Violations - Recognizance		0	1	7.8	7.8	0	0		0.0
Disturb the Peace		1	2	7.8	15.6	1	1	7.8	7.8
Child Pornography -Possess child pornography		0	0		0.0	0	1	7.8	7.8
Child Pornography - Making or distributing		0	0		0.0	0	1	7.8	7.8
Obstruct Public Peace Officer		1	1	7.8	7.8	0	1	7.8	7.8
Trespass at Night		0	0		0.0	1	1	7.8	7.8
Fail to Attend Court		0	0		0.0	0	3	7.8	23.4
Breach of Probation		0	1	7.8	7.8	2	3	7.8	23.4
Public mischief - mislead peace officer		0	0		0.0	0	1	7.8	7.8
False Fire Alarm (C.C. Charge)		0	0		0.0	0	1	7.8	7.8
Total		3	17	7.8	132.6	9	27	7.8	210.6



Calls For Service (CFS) Billing Summary Report

Municipality of South Huron April - 2021

Billing Categories <i>(Billing categories below do not match traditional crime groupings)</i>		2021				2020			
		April	Year to Date	Time Standard	Year To Date Weighted Hours	April	Year to Date	Time Standard	Year To Date Weighted Hours
Drug Possession	Possession û Opioid (other than heroin)	0	0		0.0	0	1	6.5	6.5
	DRUG Operation - Master Code	0	0		0.0	0	1	6.5	6.5
	Drug related occurrence	0	1	6.5	6.5	1	3	6.5	19.5
	Total	0	1	6.5	6.5	1	5	6.5	32.5
Drugs	Trafficking Other Controlled Drugs and Substance Act	0	0		0.0	0	1	45.9	45.9
	Trafficking û Opioid (other than heroin)	0	1	45.9	45.9	0	0		0.0
	Total	0	1	45.9	45.9	0	1	45.9	45.9
Statutes & Acts	Landlord/Tenant	1	7	3.4	23.8	2	4	3.4	13.6
	Mental Health Act	1	19	3.4	64.6	2	9	3.4	30.6
	Mental Health Act - No contact with Police	1	1	3.4	3.4	0	1	3.4	3.4
	Mental Health Act - Attempt Suicide	3	6	3.4	20.4	0	1	3.4	3.4
	Mental Health Act û Threat of Suicide	2	8	3.4	27.2	3	15	3.4	51.0
	Mental Health Act - Voluntary Transport	3	7	3.4	23.8	2	7	3.4	23.8
	Mental Health Act - Placed on Form	0	2	3.4	6.8	2	6	3.4	20.4
	Trespass To Property Act	2	13	3.4	44.2	3	9	3.4	30.6
	Total	13	63	3.4	214.2	14	52	3.4	176.8
	Operational	Animal Rabid	0	0		0.0	0	1	3.6
Animal Bite		0	1	3.6	3.6	0	1	3.6	3.6
Animal Stray		1	1	3.6	3.6	5	9	3.6	32.4
Animal Injured		0	1	3.6	3.6	2	5	3.6	18.0
Animal - Other		0	0		0.0	1	3	3.6	10.8
Animal - Dog Owners Liability Act		0	1	3.6	3.6	0	0		0.0
Domestic Disturbance		6	19	3.6	68.4	6	18	3.6	64.8
Suspicious Person		9	36	3.6	129.6	18	71	3.6	255.6
Phone -Master code		0	0		0.0	0	1	3.6	3.6
Phone -Nuisance - No Charges Laid		0	1	3.6	3.6	0	0		0.0
Phone -Threatening - No Charges Laid		0	0		0.0	0	1	3.6	3.6
Fire - Building		1	3	3.6	10.8	0	2	3.6	7.2
Fire - Vehicle		0	1	3.6	3.6	0	0		0.0
Insecure Condition -Master code		0	1	3.6	3.6	0	2	3.6	7.2
Missing Person -Master code		0	0		0.0	0	1	3.6	3.6



Calls For Service (CFS) Billing Summary Report

Municipality of South Huron April - 2021

Billing Categories <i>(Billing categories below do not match traditional crime groupings)</i>		2021				2020			
		April	Year to Date	Time Standard	Year To Date Weighted Hours	April	Year to Date	Time Standard	Year To Date Weighted Hours
Operational	Missing Person under 12	1	1	3.6	3.6	0	0		0.0
	Missing Person 12 & older	1	1	3.6	3.6	0	1	3.6	3.6
	Missing Person Located 12 & older	1	1	3.6	3.6	2	3	3.6	10.8
	Noise Complaint -Master code	1	6	3.6	21.6	2	11	3.6	39.6
	Noise Complaint - Residence	0	0		0.0	1	1	3.6	3.6
	Noise Complaint - Others	0	0		0.0	1	2	3.6	7.2
	Accident - non-MVC -Master code	0	1	3.6	3.6	0	1	3.6	3.6
	Found Property -Master code	1	10	3.6	36.0	2	17	3.6	61.2
	Found-Household Property	1	2	3.6	7.2	0	0		0.0
	Found-Machinery & Tools	1	1	3.6	3.6	1	1	3.6	3.6
	Found-Others	0	1	3.6	3.6	0	1	3.6	3.6
	Lost Property -Master code	1	3	3.6	10.8	0	2	3.6	7.2
	Lost License Plate	0	1	3.6	3.6	0	0		0.0
	Lost-Personal Accessories	0	0		0.0	0	1	3.6	3.6
	Lost-Others	0	1	3.6	3.6	0	1	3.6	3.6
	Sudden Death - Natural Causes	0	4	3.6	14.4	2	5	3.6	18.0
	Sudden Death - Others	0	0		0.0	0	2	3.6	7.2
	Suspicious Vehicle	4	10	3.6	36.0	10	35	3.6	126.0
	Trouble with Youth	2	6	3.6	21.6	0	2	3.6	7.2
	Vehicle Recovered - Automobile	0	1	3.6	3.6	0	1	3.6	3.6
	Vehicle Recovered - Motorcycles	0	0		0.0	0	1	3.6	3.6
	Vehicle Recovered - Other	0	0		0.0	0	1	3.6	3.6
	Unwanted Persons	2	11	3.6	39.6	3	11	3.6	39.6
	Neighbour Dispute	2	8	3.6	28.8	1	12	3.6	43.2
	Bomb Threat	0	1	3.6	3.6	0	0		0.0
	By-Law -Master code	0	1	3.6	3.6	0	0		0.0
	Other Municipal By-Laws	0	4	3.6	14.4	2	3	3.6	10.8
	Assist Fire Department	1	4	3.6	14.4	0	2	3.6	7.2
	Assist Public	13	40	3.6	144.0	25	84	3.6	302.4
	Distressed/Overdue Motorist	0	1	3.6	3.6	0	0		0.0
	Family Dispute	0	13	3.6	46.8	8	14	3.6	50.4
	Total	49	198	3.6	712.8	92	330	3.6	1,188.0
Operational2	False Holdup Alarm-Accidental Trip	1	2	1.3	2.6	0	2	1.3	2.6
	False Alarm -Others	10	29	1.3	37.7	6	26	1.3	33.8



Calls For Service (CFS) Billing Summary Report

Municipality of South Huron April - 2021

Billing Categories <i>(Billing categories below do not match traditional crime groupings)</i>		2021				2020			
		April	Year to Date	Time Standard	Year To Date Weighted Hours	April	Year to Date	Time Standard	Year To Date Weighted Hours
Operational2	Keep the Peace	3	9	1.3	11.7	1	7	1.3	9.1
	911 call / 911 hang up	0	8	1.3	10.4	3	9	1.3	11.7
	911 call - Dropped Cell	1	5	1.3	6.5	0	10	1.3	13.0
	Total	15	53	1.3	68.9	10	54	1.3	70.2
Traffic	MVC (MOTOR VEHICLE COLLISION) -Master code	0	0		0.0	0	2	3.4	6.8
	MVC - Personal Injury (MOTOR VEHICLE COLLISION)	0	3	3.4	10.2	0	3	3.4	10.2
	MVC - Prop. Dam. Non Reportable	1	10	3.4	34.0	2	13	3.4	44.2
	MVC - Prop. Dam. Reportable (MOTOR VEHICLE COLLISION)	4	18	3.4	61.2	3	17	3.4	57.8
	MVC - Prop. Dam. Failed to Remain (MOTOR VEHICLE COLLISION)	0	1	3.4	3.4	0	3	3.4	10.2
	MVC - Fatal (MOTOR VEHICLE COLLISION)	0	0		0.0	0	1	3.4	3.4
	MVC - Others (MOTOR VEHICLE COLLISION)	0	1	3.4	3.4	0	0		0.0
	Total	5	33	3.4	112.2	5	39	3.4	132.6
Total	99	449		2,070.1	170	642		2,965.1	

Note to Detachment Commanders:

- The content of each report is to be shared by the Detachment Commander only with the municipality for which it was generated. The municipality may treat this as a public document and distribute it as they wish.
- All data is sourced from the Niche RMS application. Included are 'reported' occurrences (actuals and unfounded occurrences) for 'billable' occurrences ONLY. Data is refreshed on a weekly basis.
- The Traffic category includes motor vehicle collision (MVC) occurrences entered into Niche (UCR code 8521). MVCs are NOT sourced from the eCRS application for this report.
- Only the primary violation is counted within an occurrence.
- Time standards displayed are for the 2021 billing period.

Note to Municipalities:

- Data contained within this report is dynamic in nature and numbers will change over time as the Ontario Provincial Police continues to investigate and solve crime.
- This report is NOT to be used for crime trend analysis as not all occurrences are included.
- Data groupings within this report do not match traditional crime groupings seen in other public reports such as the OPP Police Services Board reports or Statistics Canada reporting.