

SOUTH HURON POLICE SERVICES BOARD

Remote Electronic Meeting – 4:05 pm
Tuesday, September 14, 2021

AGENDA

1. Call to Order and Welcome
2. Disclosure of Pecuniary Interest and General Nature thereof
3. Changes/Additions to the Agenda
4. Approval of the Agenda
5. Approval of Minutes of previous meeting
6. O.P.P. Report
7. Delegations
8. Community Safety and Well-being Plan
 - Update
9. Correspondence
 - South Huron Council – OPP access to South Huron Fire Stations
 - South Huron Council – Traffic Impact – Hwy 83 Closure
 - Inspector Jason Younan – Traffic Impact – Hwy 83 Closure
 - South Huron Hospital Association – OPP access confirmed
 - Bill 175 – Safer Ontario Act – CSWBP – August 24, 2021 – Final
 - Canadian Municipal Network on Crime Prevention
 - Inspector Jason Younan – Body Worn Camera/In Car Camera - Survey
10. New Business
 - OAPSB Zone 5 Virtual Meeting – September 14, 2021
11. Unfinished Business
 - Policing and Safety Tag Lines
12. Date of Next Meeting – Tuesday, October 12, 2021
13. Adjournment



SOUTH HURON POLICE SERVICES BOARD

Remote Electronic Meeting
Tuesday, July 13, 2021 – 4:05 pm

Members Present

Chair	Jim Dietrich
Vice Chair	Mark Hartman
Member	Dave Frayne
OPP	Inspector Jason Younan
Recording Secretary	Jo-Anne Fields

1. Call to Order & Welcome

Chair Jim Dietrich called the meeting to order at 4:05 pm and welcomed the members to the meeting, thanking them for their commitment to policing in South Huron.

2. Disclosure of Pecuniary Interest and General Nature Thereof

- None declared

3. Changes/Additions to the Agenda

- No changes/additions to the Agenda

4. Approval of the Agenda

Motion – 27/07/21

Moved by: Dave Frayne
Seconded by: Mark Hartman

“That the Agenda be approved as circulated.”

Disposition: Carried

5. Approval of the Minutes

Motion – 28/07/21

Moved by: Mark Hartman
Seconded by: Dave Frayne

“That the minutes of June 08, 2021 meeting be approved as circulated.”

Disposition: Carried

6. O.P.P. Report

- Detailed report for June was distributed prior to the meeting for review and to allow for effective discussion at the Board meeting
- Inspector Jason Younan provided a comprehensive overview and explanation of the report
- Noted that property crimes may increase as COVID guideline relax
- There has been a growing interest in copper wire again – unoccupied residences have been entered to gain access
- Ironwood Golf Course was broken into during the month
- Internet fraud continues – any groups or organizations wishing presentations by the OPP are welcome to contact the OPP or the Board Chair – presentations can proceed in a COVID friendly manner
- Drug crimes are far and wide, and readily available throughout the County – homelessness continues and is sometimes associated with mental health concerns and/or drug usage
- RIDE programs continue
- Focus patrols – 5 hours were dedicated to the Shipka speeding concern – speed signs that have been installed are assisting to reduce speeding in this area
- Fireworks – provided an update to the Board surrounding this ongoing issue
- Illegal activities have been occurring in public washrooms at Victoria Park and the Splash Zone in Exeter, creating a safety hazard for the public and municipal staff
- Automatic door locks, on a timer system were installed previously to address this problem in the evening hours
- Moving forward, washroom access will only be allowed during peak program times – 9 am to 8 pm
- OPP have increased patrols surrounding this issue
- Inspector Younan spent some time in the areas of concern and noted that WIFI is offered free of charge in the Splash Zone/MacNaughton Park area – this may contribute to individuals congregating in these areas, as well as to increased drug usage
- Installation of security cameras may assist in monitoring the activities of the area and are relatively inexpensive to purchase

- Increased lighting in the areas of concern may discourage individuals from partaking in illegal activities
- For the safety of the community, should you observe any unlawful actions, please report to the OPP immediately
- Calls for service billing summary report – mental health calls are slightly increasing which has been the trend across the County
- Calls for service are down 1,000 hours from this year at same time
- Officers will be patrolling the Crediton detour route as bridge construction continues – proactive policing
- Inspector Younan noted that Superintendent Lisa Darling will be in attendance at a future Board meeting
- Chair Dietrich thanked Inspector Younan for providing the overview and explanation to the Board

Motion – 29/07/21

Moved by: Mark Hartman
Seconded by: Dave Frayne

“That the O.P.P. Report be received as presented.”

Disposition: Carried

7. Delegations

- None

8. Community Safety and Well-Being Plan

- South Huron Council adopted the Plan by By-Law on June 21, 2021
- South Huron Community Safety and Well-Being Plan was submitted prior to the deadline of July 1, 2021
- Media Release has been prepared for circulation

9. Correspondence

- Notice of Resignation of OAPSB Executive Director Fred Kaustinen – Fred has been appointed by Halton Police Board as Chief Governance Officer – congratulations on new position and best of luck in the future

10. New Business

- Exeter BIA has expressed concerns surrounding the usage of the Main Street parkette gazebo – encouraged to call OPP when observing illegal activities
- Shared office space for OPP in the community of South Huron to facilitate officer work

- stations and provide washroom access
- Discussion centered around possible sites that could accommodate this request
- After much discussion, the Board is recommending to Council that the OPP be allowed access to the Fire Stations in South Huron for this purpose
- Great partnership opportunity, with increased OPP presence in South Huron

Motion – 30/07/21

Moved by: Dave Frayne
Seconded by: Mark Hartman

“That the South Huron Police Services Board recommend to South Huron Council that the OPP be allowed access to Fire Stations in South Huron to facilitate officer work stations and provide washroom access; AND that the Inspector and the South Huron Fire Chief collaborate to move forward with this initiative.”

Disposition: Carried

11. Unfinished Business

- Safety tag lines – roll out after COVID-19

12. Date of Next Meeting

Next meeting of the Police Service Board will be held at the South Huron Municipal Office on Tuesday, September 14, 2021 at 4:05 pm or at the call of the Chair.

13. Adjournment

Motion – 31/07/21

Moved by: Mark Hartman
Seconded by: Dave Frayne

“That the meeting be adjourned at 4:50 pm.”

Disposition: Carried

Chair – J. Dietrich

Recording Secretary – J. Fields

Date

SOUTH HURON POLICE SERVICES BOARD REPORT



JULY-AUGUST

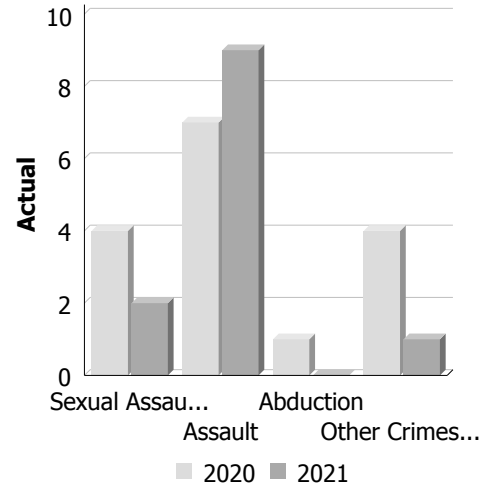
2021

Inspector J. Younan – Detachment Commander

**Police Services Board Report for South Huron
Records Management System
July to August - 2021**

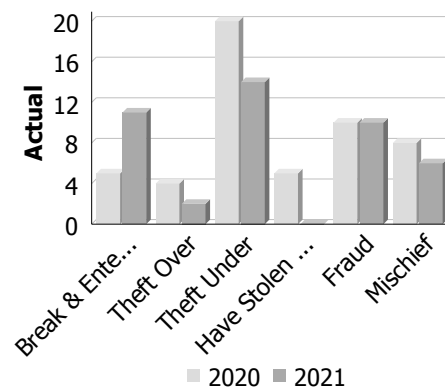
Violent Crime

Actual	July to August			Year to Date - August		
	2020	2021	% Change	2020	2021	% Change
Murder	0	0	--	0	0	--
Other Offences Causing Death	0	0	--	0	0	--
Attempted Murder	0	0	--	0	0	--
Sexual Assault	4	2	-50.0%	5	7	40.0%
Assault	7	9	28.6%	26	33	26.9%
Abduction	1	0	-100.0%	1	0	-100.0%
Robbery	0	0	--	1	0	-100.0%
Other Crimes Against a Person	4	1	-75.0%	14	7	-50.0%
Total	16	12	-25.0%	47	47	0.0%



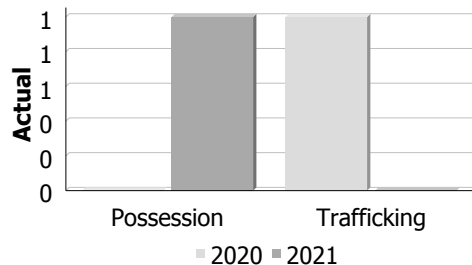
Property Crime

Actual	July to August			Year to Date - August		
	2020	2021	% Change	2020	2021	% Change
Arson	0	0	--	0	0	--
Break & Enter	5	11	120.0%	19	33	73.7%
Theft Over	4	2	-50.0%	12	8	-33.3%
Theft Under	20	14	-30.0%	75	38	-49.3%
Have Stolen Goods	5	0	-100.0%	8	1	-87.5%
Fraud	10	10	0.0%	41	34	-17.1%
Mischief	8	6	-25.0%	33	26	-21.2%
Total	52	43	-17.3%	188	140	-25.5%



Drug Crime

Actual	July to August			Year to Date - August		
	2020	2021	% Change	2020	2021	% Change
Possession	0	1	--	2	3	50.0%
Trafficking	1	0	-100.0%	2	1	-50.0%
Importation and Production	0	0	--	0	0	--
Total	1	1	0.0%	4	4	0.0%



Detachment: 6G - HURON

Location code(s): 6G00 - HURON

Area code(s): 6119 - Municipality of South Huron

Data source date: 2021/09/04

Report Generated by: Younan, Jason

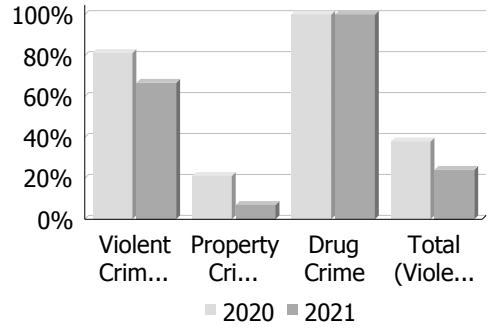
Report Generated on:

Sep 9, 2021 11:48:03 AM

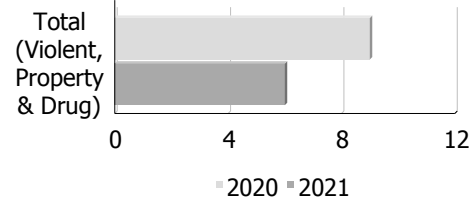
PP-CSC-Operational Planning-4300

**Police Services Board Report for South Huron
Records Management System
July to August - 2021**

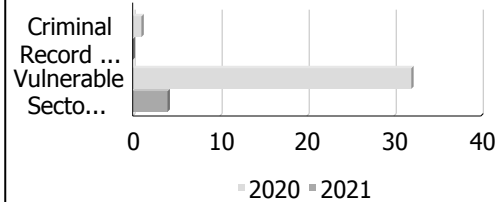
Clearance Rate						
Clearance Rate	July to August			Year to Date - August		
	2020	2021	Difference	2020	2021	Difference
Violent Crime	81.2%	66.7%	-14.6%	66.0%	57.4%	-8.5%
Property Crime	21.2%	7.0%	-14.2%	20.2%	9.3%	-10.9%
Drug Crime	100.0%	100.0%	0.0%	100.0%	50.0%	-50.0%
Total (Violent, Property & Drug)	38.0%	24.1%	-13.9%	33.1%	23.6%	-9.5%



Unfounded						
Unfounded	July to August			Year to Date - August		
	2020	2021	% Change	2020	2021	% Change
Total (Violent, Property & Drug)	9	6	-33.3%	27	19	-29.6%



Criminal Record and Vulnerable Sector Screening Checks						
Actual	July to August			Year to Date - August		
	2020	2021	% Change	2020	2021	% Change
Criminal Record Checks	1	0	-100.0%	54	1	-98.1%
Vulnerable Sector Screening Checks	32	4	-87.5%	239	6	-97.5%



Data contained within this report is dynamic in nature and numbers will change over time as the Ontario Provincial Police continue to investigate and solve crime.

Data Utilized

- Major Crimes
- Niche RMS All Offence Level Business Intelligence Cube

Detachment: 6G - HURON

Location code(s): 6G00 - HURON

Area code(s): 6119 - Municipality of South Huron

Data source date:

2021/09/04

Report Generated by:

Younan, Jason

Report Generated on:

Sep 9, 2021 11:48:03 AM

PP-CSC-Operational Planning-4300

SOUTH HURON – TRAFFIC STATISTICS JUL/AUG 2021

Offence	Jul-Aug 20	Jul-Aug 21	% Change
Traffic Complaint	67	289	331.34
Traffic Hazard	24	30	25
MVC Reportable	12	22	83.33
RIDE	19	9	-52.63
Traffic Enforcement	8	15	87.5
MVC Non-Report.	4	8	100
Dangerous Operation	3	1	-66.67
Impaired/Over 80	2	2	0
Fail To Remain	0	2	200
Other CC Drive	1	0	-100
Total UCR Violations	117	341	191.45

SOUTH HURON – FOCUSED PATROLS

Drug Activity – Park Patrols – Exeter: 20.5 hours of patrol throughout the course of July 2021. Multiple criminal and drug related charges involving Huron County Community Street Crimes Unit.

Crediton Speeding Complaint – 21.25 hours, resulting in 42 traffic offences, 1 Stunt Driving Charge and 1 Alcohol related driver's license suspension. Data – average speed 60 km/h based on data provided by speed measuring devices deployed by the County of Huron.

Huron Street – Speeding concern. Multiple patrols made and 3 traffic offences resulting. One complaint regarding a car honking its horn on Huron Street every night at 3:00 am. Officers located the vehicle and driver and charges were laid. The problem has subsided.



Calls For Service (CFS) Billing Summary Report

Municipality of South Huron July to August - 2021

Billing Categories <i>(Billing categories below do not match traditional crime groupings)</i>		2021				2020			
		July to August	Year to Date	Time Standard	Year To Date Weighted Hours	July to August	Year to Date	Time Standard	Year To Date Weighted Hours
Violent Criminal Code	Sexual Assault	1	6	16.0	96.0	1	1	16.0	16.0
	Sexual Interference	1	1	16.0	16.0	3	4	16.0	64.0
	Invitation to Sexual Touching	0	2	16.0	32.0	0	0		0.0
	Non-Consensual Distribution of Intimate Images	0	0		0.0	0	2	16.0	32.0
	Aggravated Assault-Level 3	0	0		0.0	1	1	16.0	16.0
	Assault With Weapon or Causing Bodily Harm-Level 2	2	10	16.0	160.0	1	6	16.0	96.0
	Assault-Level 1	8	23	16.0	368.0	4	21	16.0	336.0
	Assault Peace Officer	0	0		0.0	1	1	16.0	16.0
	Assault Peace Officer w/weapon Bodily Harm	0	1	16.0	16.0	0	0		0.0
	Criminal Negligence: Bodily Harm	0	0		0.0	0	1	16.0	16.0
	Forcible confinement	0	0		0.0	1	1	16.0	16.0
	Robbery, With Threat of Violence	0	0		0.0	0	1	16.0	16.0
	Criminal Harassment	1	4	16.0	64.0	1	5	16.0	80.0
	Indecent/Harassing Communications	0	2	16.0	32.0	1	3	16.0	48.0
	Utter Threats -Master code	0	1	16.0	16.0	0	0		0.0
	Utter Threats to Person	0	2	16.0	32.0	1	8	16.0	128.0
	Utter Threats to Person - Police Officer	0	0		0.0	1	1	16.0	16.0
	Total	13	52	16.0	832.0	16	56	16.0	896.0
Property Crime Violations	Break & Enter	12	35	6.5	227.5	6	22	6.5	143.0
	Unlawful in a dwelling house	0	0		0.0	0	1	6.5	6.5
	Break & Enter - Firearms	0	0		0.0	0	2	6.5	13.0
	Theft Over - Trailers	0	0		0.0	0	1	6.5	6.5
	Theft FROM Motor Vehicle Over \$5,000	0	2	6.5	13.0	0	0		0.0
	Theft of Motor Vehicle	1	3	6.5	19.5	3	5	6.5	32.5
	Theft of - Trucks	0	2	6.5	13.0	2	3	6.5	19.5
	Theft of - Snow Vehicles	0	1	6.5	6.5	0	0		0.0
	Theft of - All Terrain Vehicles	1	1	6.5	6.5	0	2	6.5	13.0
	Theft of - Farm Vehicles	0	0		0.0	0	1	6.5	6.5
	Theft of - Construction Vehicles	0	1	6.5	6.5	0	1	6.5	6.5



Calls For Service (CFS) Billing Summary Report

Municipality of South Huron July to August - 2021

Billing Categories <i>(Billing categories below do not match traditional crime groupings)</i>		2021				2020			
		July to August	Year to Date	Time Standard	Year To Date Weighted Hours	July to August	Year to Date	Time Standard	Year To Date Weighted Hours
Property Crime Violations	Theft of - Other Motor Vehicles	0	0		0.0	1	1	6.5	6.5
	Theft Under -master code	0	2	6.5	13.0	3	6	6.5	39.0
	Theft under - Farm Equipment	1	1	6.5	6.5	0	0		0.0
	Theft Under - Construction Site	0	0		0.0	0	1	6.5	6.5
	Theft under - Bicycles	0	2	6.5	13.0	1	2	6.5	13.0
	Theft under - Building	0	0		0.0	0	1	6.5	6.5
	Theft under - Trailers	2	3	6.5	19.5	0	0		0.0
	Theft under - Other Theft	6	14	6.5	91.0	13	32	6.5	208.0
	Theft under - Boat (Vessel)	0	0		0.0	1	1	6.5	6.5
	Theft Under - Gasoline Drive-off	5	10	6.5	65.0	3	15	6.5	97.5
	Theft FROM Motor Vehicle Under \$5,000	3	13	6.5	84.5	4	21	6.5	136.5
	Theft Under \$5,000 [SHOPLIFTING]	0	0		0.0	0	9	6.5	58.5
	Trafficking in Stolen Goods over \$5,000 (incl. possession wi	0	0		0.0	1	1	6.5	6.5
	Possession of Stolen Goods over \$5,000	0	1	6.5	6.5	0	1	6.5	6.5
	Possession of Stolen Goods under \$5,000	0	0		0.0	4	6	6.5	39.0
	Fraud -Master code	0	6	6.5	39.0	0	1	6.5	6.5
	Fraud - Steal/Forge/Poss./Use Credit Card	0	2	6.5	13.0	2	3	6.5	19.5
	Fraud - Forgery & Uttering	2	2	6.5	13.0	0	1	6.5	6.5
	Fraud -Money/property/security > \$5,000	3	9	6.5	58.5	1	2	6.5	13.0
	Fraud -Money/property/security <= \$5,000	3	7	6.5	45.5	4	17	6.5	110.5
	Fraud - Welfare benefits	0	1	6.5	6.5	0	0		0.0
	Fraud - Other	2	6	6.5	39.0	5	16	6.5	104.0
	Personation with Intent (fraud)	0	1	6.5	6.5	0	0		0.0
	Fraud - False Pretence > \$5,000	0	1	6.5	6.5	0	0		0.0
Identity Fraud	0	0		0.0	0	3	6.5	19.5	
Mischief - master code	5	24	6.5	156.0	8	35	6.5	227.5	
Interfere with lawful use, enjoyment of property	0	2	6.5	13.0	0	2	6.5	13.0	



Calls For Service (CFS) Billing Summary Report

Municipality of South Huron July to August - 2021

Billing Categories <i>(Billing categories below do not match traditional crime groupings)</i>		2021				2020			
		July to August	Year to Date	Time Standard	Year To Date Weighted Hours	July to August	Year to Date	Time Standard	Year To Date Weighted Hours
Property Crime Violations	Property Damage	1	3	6.5	19.5	0	2	6.5	13.0
	Total	47	155	6.5	1,007.5	62	217	6.5	1,410.5
Other Criminal Code Violations (Excluding traffic)	Possess Firearm while prohibited	0	1	7.8	7.8	0	0		0.0
	Offensive Weapons-Possession of Weapons	0	0		0.0	1	4	7.8	31.2
	Offensive Weapons-Other Offensive Weapons	1	2	7.8	15.6	0	0		0.0
	Offensive Weapons-Other Weapons Offences	0	0		0.0	0	1	7.8	7.8
	Bail Violations -Master code	0	0		0.0	0	1	7.8	7.8
	Bail Violations - Fail To Comply	8	21	7.8	163.8	6	25	7.8	195.0
	Bail Violations - Others	0	0		0.0	0	1	7.8	7.8
	Bail Violations - Recognizance	2	4	7.8	31.2	0	0		0.0
	Possession Of Counterfeit Money	0	0		0.0	3	3	7.8	23.4
	Uttering Counterfeit Money	0	0		0.0	1	1	7.8	7.8
	Disturb the Peace	0	4	7.8	31.2	1	6	7.8	46.8
	Child Pornography - Possess child pornography	0	0		0.0	0	1	7.8	7.8
	Child Pornography - Making or distributing	0	0		0.0	0	1	7.8	7.8
	Obstruct Public Peace Officer	0	1	7.8	7.8	0	1	7.8	7.8
	Trespass at Night	0	0		0.0	0	1	7.8	7.8
	Fail to Attend Court	0	0		0.0	0	3	7.8	23.4
	Breach of Probation	2	5	7.8	39.0	1	6	7.8	46.8
	Public mischief - mislead peace officer	0	0		0.0	0	1	7.8	7.8
	Libel - Defamatory	0	1	7.8	7.8	0	0		0.0
	Animals - Cruelty	0	0		0.0	0	1	7.8	7.8
	False Fire Alarm (C.C. Charge)	0	0		0.0	0	1	7.8	7.8
	Total	13	39	7.8	304.2	13	58	7.8	452.4
	Drug Possession	Possession Cocaine	0	0		0.0	0	1	6.5
Possession Other Controlled Drugs and Substance Act		0	2	6.5	13.0	0	1	6.5	6.5
Possession - Methamphetamine (Crystal Meth)		1	1	6.5	6.5	0	1	6.5	6.5



Calls For Service (CFS) Billing Summary Report

Municipality of South Huron July to August - 2021

Billing Categories <i>(Billing categories below do not match traditional crime groupings)</i>		2021				2020			
		July to August	Year to Date	Time Standard	Year To Date Weighted Hours	July to August	Year to Date	Time Standard	Year To Date Weighted Hours
Drug Possession	Possession û Opioid (other than heroin)	0	0		0.0	1	2	6.5	13.0
	DRUG Operation - Master Code	0	0		0.0	0	1	6.5	6.5
	Drug related occurrence	1	3	6.5	19.5	3	9	6.5	58.5
	Total	2	6	6.5	39.0	4	15	6.5	97.5
Drugs	Trafficking Other Controlled Drugs and Substance Act	0	1	45.9	45.9	0	1	45.9	45.9
	Trafficking - Methamphetamine (Crystal Meth)	0	0		0.0	1	1	45.9	45.9
	Trafficking û Opioid (other than heroin)	0	1	45.9	45.9	0	0		0.0
	Total	0	2	45.9	91.8	1	2	45.9	91.8
Statutes & Acts	Landlord/Tenant	3	14	3.4	47.6	7	12	3.4	40.8
	Mental Health Act	9	30	3.4	102.0	6	23	3.4	78.2
	Mental Health Act - No contact with Police	0	2	3.4	6.8	1	3	3.4	10.2
	Mental Health Act - Attempt Suicide	1	8	3.4	27.2	3	7	3.4	23.8
	Mental Health Act - Threat of Suicide	5	14	3.4	47.6	4	26	3.4	88.4
	Mental Health Act - Voluntary Transport	0	8	3.4	27.2	4	14	3.4	47.6
	Mental Health Act - Placed on Form	0	2	3.4	6.8	3	12	3.4	40.8
	Mental Health Act - Apprehension	2	11	3.4	37.4	0	1	3.4	3.4
	Trespass To Property Act	15	46	3.4	156.4	15	33	3.4	112.2
	Total	35	135	3.4	459.0	43	131	3.4	445.4
	Operational	Animal -Master code	1	1	3.6	3.6	0	0	
Animal - Left in Vehicle		1	1	3.6	3.6	1	2	3.6	7.2
Animal Rabid		0	0		0.0	0	2	3.6	7.2
Animal Bite		0	1	3.6	3.6	0	2	3.6	7.2
Animal Stray		2	4	3.6	14.4	1	12	3.6	43.2
Animal Injured		0	1	3.6	3.6	2	12	3.6	43.2
Animal - Other		0	1	3.6	3.6	2	5	3.6	18.0
Animal - Dog Owners Liability Act		0	1	3.6	3.6	2	2	3.6	7.2
Domestic Disturbance		12	43	3.6	154.8	11	36	3.6	129.6
Suspicious Person		44	123	3.6	442.8	57	152	3.6	547.2
Phone -Master code		0	0		0.0	1	3	3.6	10.8
Phone -Nuisance - No Charges Laid		1	3	3.6	10.8	1	1	3.6	3.6



Calls For Service (CFS) Billing Summary Report

Municipality of South Huron July to August - 2021

Billing Categories <i>(Billing categories below do not match traditional crime groupings)</i>		2021				2020			
		July to August	Year to Date	Time Standard	Year To Date Weighted Hours	July to August	Year to Date	Time Standard	Year To Date Weighted Hours
Operational	Phone -Obscene - No Charges Laid	0	0		0.0	0	1	3.6	3.6
	Phone -Threatening - No Charges Laid	0	0		0.0	0	1	3.6	3.6
	Fire - Building	1	6	3.6	21.6	1	4	3.6	14.4
	Fire - Vehicle	1	2	3.6	7.2	1	1	3.6	3.6
	Fire - Other	1	3	3.6	10.8	0	2	3.6	7.2
	Insecure Condition - Master code	1	2	3.6	7.2	0	3	3.6	10.8
	Insecure Condition - Building	1	1	3.6	3.6	0	0		0.0
	Missing Person -Master code	0	0		0.0	0	2	3.6	7.2
	Missing Person under 12	0	1	3.6	3.6	0	0		0.0
	Missing Person 12 & older	0	1	3.6	3.6	1	3	3.6	10.8
	Missing Person Located Under 12	0	1	3.6	3.6	0	0		0.0
	Missing Person Located 12 & older	0	2	3.6	7.2	0	4	3.6	14.4
	Noise Complaint -Master code	23	47	3.6	169.2	10	33	3.6	118.8
	Noise Complaint - Residence	1	3	3.6	10.8	0	1	3.6	3.6
	Noise Complaint - Animal	1	1	3.6	3.6	0	0		0.0
	Noise Complaint - Others	1	2	3.6	7.2	0	4	3.6	14.4
	Accident - non-MVC - Master code	0	1	3.6	3.6	0	1	3.6	3.6
	Found Property -Master code	8	28	3.6	100.8	12	38	3.6	136.8
	Found - License Plate	1	1	3.6	3.6	0	0		0.0
	Found-Personal Accessories	1	1	3.6	3.6	3	3	3.6	10.8
	Found-Household Property	0	2	3.6	7.2	1	2	3.6	7.2
	Found-Machinery & Tools	0	1	3.6	3.6	0	1	3.6	3.6
	Found-Bicycles	0	0		0.0	1	1	3.6	3.6
	Found-Others	0	2	3.6	7.2	1	4	3.6	14.4
	Lost Property -Master code	1	4	3.6	14.4	2	6	3.6	21.6
	Lost License Plate	1	2	3.6	7.2	0	0		0.0
	Lost-Domestic Appliances	0	1	3.6	3.6	0	0		0.0
	Lost-Personal Accessories	1	1	3.6	3.6	1	2	3.6	7.2
	Lost-Household Property	0	0		0.0	1	1	3.6	3.6



Calls For Service (CFS) Billing Summary Report

Municipality of South Huron July to August - 2021

Billing Categories <i>(Billing categories below do not match traditional crime groupings)</i>		2021				2020			
		July to August	Year to Date	Time Standard	Year To Date Weighted Hours	July to August	Year to Date	Time Standard	Year To Date Weighted Hours
Operational	Lost-Jewellery	1	1	3.6	3.6	0	0		0.0
	Lost-Others	0	2	3.6	7.2	0	1	3.6	3.6
	Sudden Death - Accidental	0	0		0.0	1	1	3.6	3.6
	Sudden Death - Suicide	0	1	3.6	3.6	1	1	3.6	3.6
	Sudden Death - Natural Causes	3	11	3.6	39.6	5	10	3.6	36.0
	Sudden Death - Others	0	0		0.0	0	2	3.6	7.2
	Suspicious Vehicle	10	26	3.6	93.6	17	61	3.6	219.6
	Trouble with Youth	2	16	3.6	57.6	3	8	3.6	28.8
	Vehicle Recovered - Automobile	0	1	3.6	3.6	3	4	3.6	14.4
	Vehicle Recovered - Motorcycles	0	0		0.0	0	1	3.6	3.6
	Vehicle Recovered - Other	0	0		0.0	0	1	3.6	3.6
	Unwanted Persons	13	33	3.6	118.8	3	23	3.6	82.8
	Neighbour Dispute	8	24	3.6	86.4	8	29	3.6	104.4
	Bomb Threat	0	1	3.6	3.6	0	0		0.0
	By-Law -Master code	1	2	3.6	7.2	0	0		0.0
	Noise By-Law	0	0		0.0	0	2	3.6	7.2
	Other Municipal By-Laws	3	8	3.6	28.8	1	9	3.6	32.4
	Fireworks By-Law	0	0		0.0	1	2	3.6	7.2
	Traffic By-Law	0	0		0.0	1	2	3.6	7.2
	Assist Fire Department	1	7	3.6	25.2	0	2	3.6	7.2
	Assist Public	14	79	3.6	284.4	31	163	3.6	586.8
	Distressed/Overdue Motorist	0	1	3.6	3.6	1	1	3.6	3.6
	Family Dispute	11	30	3.6	108.0	8	33	3.6	118.8
	Total	172	538	3.6	1,936.8	197	703	3.6	2,530.8
Operational2	False Holdup Alarm-Accidental Trip	2	4	1.3	5.2	0	2	1.3	2.6
	False Alarm -Others	19	75	1.3	97.5	14	52	1.3	67.6
	False Alarm -Cancelled	0	0		0.0	0	1	1.3	1.3
	Keep the Peace	12	27	1.3	35.1	5	19	1.3	24.7
	911 call / 911 hang up	6	18	1.3	23.4	0	13	1.3	16.9
	911 call - Dropped Cell	7	17	1.3	22.1	3	21	1.3	27.3
	Total	46	141	1.3	183.3	22	108	1.3	140.4
Traffic	MVC (MOTOR VEHICLE COLLISION) -Master code	0	0		0.0	0	2	3.4	6.8
	MVC - Personal Injury (MOTOR VEHICLE COLLISION)	2	5	3.4	17.0	3	9	3.4	30.6



Calls For Service (CFS) Billing Summary Report

Municipality of South Huron July to August - 2021

Billing Categories <i>(Billing categories below do not match traditional crime groupings)</i>		2021				2020			
		July to August	Year to Date	Time Standard	Year To Date Weighted Hours	July to August	Year to Date	Time Standard	Year To Date Weighted Hours
Traffic	MVC - Prop. Dam. Non Reportable	8	20	3.4	68.0	4	21	3.4	71.4
	MVC - Prop. Dam. Reportable (MOTOR VEHICLE COLLISION)	15	51	3.4	173.4	7	35	3.4	119.0
	MVC - Prop. Dam. Failed to Remain (MOTOR VEHICLE COLLISION)	2	5	3.4	17.0	0	6	3.4	20.4
	MVC - Fatal (MOTOR VEHICLE COLLISION)	0	0		0.0	0	1	3.4	3.4
	MVC - Others (MOTOR VEHICLE COLLISION)	0	1	3.4	3.4	1	1	3.4	3.4
	Total	27	82	3.4	278.8	15	75	3.4	255.0
Total	355	1,150		5,132.4	373	1,365		6,319.8	

Note to Detachment Commanders:

- The content of each report is to be shared by the Detachment Commander only with the municipality for which it was generated. The municipality may treat this as a public document and distribute it as they wish.
- All data is sourced from the Niche RMS application. Included are 'reported' occurrences (actuals and unfounded occurrences) for 'billable' occurrences ONLY. Data is refreshed on a weekly basis.
- The Traffic category includes motor vehicle collision (MVC) occurrences entered into Niche (UCR code 8521). MVCs are NOT sourced from the eCRS application for this report.
- Only the primary violation is counted within an occurrence.
- Time standards displayed are for the 2021 billing period.

Note to Municipalities:

- Data contained within this report is dynamic in nature and numbers will change over time as the Ontario Provincial Police continues to investigate and solve crime.
- This report is NOT to be used for crime trend analysis as not all occurrences are included.
- Data groupings within this report do not match traditional crime groupings seen in other public reports such as the OPP Police Services Board reports or Statistics Canada reporting.